



Dedicated to improving vehicle fun, safety & performance




Installation Instructions

Skid Plate

for C30, S40 (2004.5-on), V50, C70 (2006-2007)

ipd #5397



SUGGESTED TOOLS

- Metric Sockets
- Metric Wrenches
- Jack and Jack Stands


SAFETY WARNINGS



- Read through instructions completely before beginning installation.
- Always support the vehicle with according to the manufacturers safety guidelines before working underneath the vehicle.



INSTALLATION

- 1 Remove the 7 torx 30 fasteners holding the factory splash pan in place.



INSTALLATION

- 2 Remove the splash pan from the vehicle.
- 3 Reinstall the outer two torx 30 fasteners that were removed in step 1.
- 4 Remove the two outer plastic nuts on the front of the radiator support.



- 5 Place the two 8mm nuts on the top of the radiator support where the plastic nuts were previously.




INSTALLATION

- 6** Hold the skid plate up to the chassis and use the included 8mm bolts and washers to fasten it to the vehicle by hand.



- 7** Move to the rear of the skid plate and using the included 12mm bolts and washers fasten the rear of the skid plate to the vehicle's via the existing threaded mounting holes. *Be Advised, the washers should be placed one on each bolt as well as one between the skid plate and the vehicle chassis so that the skid plate does not rest directly against the subframe, this is done to reduce the possibility of noise.



- 8** Now, tighten the 8mm bolts to 20 ft/lbs and the 10mm bolts to 30 ft/lbs



One Year Limited Warranty

ipd warrants to the original purchaser that the parts manufactured and/or sold by ipd (the Product) is free from defects in material and workmanship under normal use. ipd warrants that the Product will perform substantially in accordance with the specifications set forth in the documentation provided with it. The above express warranties are made for a period of the lesser of 12,000 miles or 12 months from the date the Product is installed in your vehicle.

Any improper use, operation beyond capacity, substitution of parts not approved by ipd in writing, any alteration or repair by others, or any removal, defacing or altering of the identification shall void this warranty. There is no warranty on high-performance or race related parts due to the nature of usage.

The purchaser shall notify ipd at 1-800-444-6473 of any defect within the warranty period no later than thirty (30) days after purchaser discovers the defect. Should any failure to conform to this warranty appear within the warranty period, ipd shall, on notification, correct the nonconformity at its option, either by repairing any defective part, or by making available, FOB ipd's plant, a repaired or replacement part. The purchaser must insure any defective item being returned because ipd does not assume risk of loss or damage while in transit. No payment or reimbursement shall be made for installation, removal, transportation or other charges. The remedies set forth in this instrument are exclusive, and the liability of ipd with respect to any sale shall not exceed the price of the product on which the liability is based.

EXCEPT AS STATED OTHERWISE IN THIS WARRANTY, ipd MAKES NO WARRANTIES, EXPRESS OR IMPLIED, INCLUDING WITHOUT LIMITATION, ANY WARRANTY OF MERCHANTABILITY OR FITNESS FOR A PARTICULAR PURPOSE. Some states do not allow limitations on how long an implied warranty lasts, so the above limitation may not apply to you. ipd shall not in any case be liable for special, incidental, consequential, indirect, or other similar damages arising from any breach of these warranties even if ipd or its agent has been advised of the possibility of such damages. Some states do not allow the exclusion or limitation of incidental or consequential damages so the above limitation or exclusion may not apply to you.

This warranty is governed by the laws of the State of Oregon.

