

VOLVO

WIRING DIAGRAM S60/S80

2004

TP 3970201

Vehicles with SRS (Airbag)/SIPS bag/ IC (Inflatable curtain)

Warning!

Vehicles equipped with SRS/SIPS bag/IC must be handled with extra care when making repairs. This avoids:

1. Personal injuries when performing repair work.
2. Damage or malfunction of the SRS/SIPS bag/IC system.

Work involving the SRS/SIPS bag/IC systems or other components in the vehicle that may affect the SRS/SIPS bag/IC systems must always be performed by an authorized Volvo workshop.

In case of doubt, consult the SRS and SIPS bag/IC service manual.

Is the vehicle equipped with SRS/SIPS bag/IC ?

Vehicles with SRS are most easily recognized by the letters SRS in the center of the steering wheel. If the vehicle also has a passenger side airbag, the letters SRS are stamped on the dashboard above the glove compartment. SRS vehicles from 1993 and onward also have explosive seatbelt tensioners. SIPS bags are only installed on SRS vehicles from 1995 and onward. SIPS bag decals are located on the windshield and seat compartment. Vehicles with IC can be recognized by the letters IC on the C/D panel (4 door) or the B panel (5 door).

General recommendations

- Be especially careful when working on or around SRS, SIPS, and IC components.
- Make sure that no wires are pinched, frayed, or pierced.
- Never install accessories by the sensors.
- Where applicable, work on the steering wheel, steering shaft, or steering gear must be done in accordance with the methods in the SRS section of VADIS.
- Certain components of the aforementioned systems must be grounded while working. Read the appropriate sections in VADIS.
- Install no accessories in the areas between the A and B posts, the B and C posts, and the C and D posts.

Test terminal

Data link connector in the passenger compartment.

Modifications introduced up to December 2002

Any changes made to the vehicles after this date are not included in the manual.
If necessary refer to service bulletins.

Volvo models are sold in versions adapted for different markets. These adaptations depend on factors such as legal requirements, taxation, and market demands.

This manual may therefore include illustrations and text that do not apply to the vehicles in your country.

Abbreviations	3
How to use the wiring diagrams.....	4

Electrical distribution

Overview	6
----------------	---

Fuses

Engine compartment 11A/1-8.....	8
Engine compartment 11B/1-9.....	9
Engine compartment 11B/11-23.....	10
Passenger compartment 11C/1-9.....	11
Passenger compartment 11C/10-21.....	12
Passenger compartment 11C/22-27.....	13
Passenger compartment 11C/28-31.....	14
Passenger compartment 11C/32-38.....	15
Cargo compartment 11D/1-18.....	16
Cargo compartment 11E/1-7.....	17

Relays/Shunts

Ignition switch and relays.....	18
Engine compartment FMA2 - FST3.....	19
Passenger compartment CMA2 - CSH4	20
Cargo compartment RMA1 - RSH6	21
Other relays.....	22

Ground connections

31/1 - 31/10	23
31/44 - 31/70.....	24
31/72 - 31/88.....	25
31/89 - 31/93.....	26
31/94 - 31/98.....	27
31/104 - 31/105	28

Control modules

Accessory Electronic Module (AEM)	29
Overview, location	30
Overview, designations	31
Central Electronic Module (CEM)	32
Rear Electronic Module (REM)	34
Data communication.....	36

Group 23

Engine management system, 5-cyl normally aspirated	38
Engine management system, 5-cyl Turbo	40
Engine management system, 6-cyl	42
Engine management system, Bi-fuel	44
Engine management system, Diesel.....	46
Emission control, 5-cyl normally aspirated.....	48

Group 26

Cooling fan.....	50
------------------	----

Group 27

Cruise control.....	51
---------------------	----

Group 32

Power supply	52
--------------------	----

Group 33

Starting system	53
-----------------------	----

Group 35

High and low beam	54
High and low beam, Bi-Xenon.....	55
Fog lights.....	56
Parking lights, tail lights and license plate lighting.....	57
Brake lights	58
Reversing lights.....	59
Interior lighting.....	60
Beam length adjustment.....	61
Safety lighting.....	62
Auxiliary light.....	63

Group 36

Indicators and warning lights.....	64
Horn.....	65
Wiper/washer, windshield.....	66
Wiper/washer, headlights.....	67
Accessory Electronic Module (AEM)	68
Rain sensor	69
Anti-theft alarm	70
Parking Assistance system S80	71
Parking Assistance system.....	72
Electronic immobilizer.....	73

Group 37

Trailer functions.....	74
Towing bracket wiring, 7-pin.....	75
Towing bracket wiring, 13-pin	76
Diagnostics system	77
12V outlet.....	78
12V cargo compartment socket.....	79

Group 38

Driver information module.....	80
Driver information module, Bi-Fuel.....	81
Seat belt reminder.....	82

Order number TP 3970201

Group 39

Road Traffic Information RTI.....	83
Audio with auxiliary amplifier	84
Audio.....	86
CD changer.....	87
Mobile phone	88
Handsfree.....	89
Audio adapter wiring.....	90

Group 43

Automatic transmission, AW55-50SN/AW50AWD..	91
Automatic transmission, 4T65EV	92
Geartronic.....	93
Shift lock	94
Differential Electronic Module (DEM).....	95

Group 59

Brake Control Module (BCM)	96
----------------------------------	----

Group 64

Electronic power steering.....	97
--------------------------------	----

Group 76

Four-C	98
--------------	----

Group 83

Power windows.....	99
Central locking.....	100
Power sunroof	101

Group 84

Heated rear window.....	102
Heated door mirrors.....	103
Power door mirrors	104

Group 85

Heated seats	105
Power driver's seat.....	106
Power passenger seat.....	107

Group 87

Manual Climate Control (MCC).....	108
Electronic Climate Control (ECC)	109
Parking heater, auxiliary heater.....	110
Parking heater, remote start.....	111
Parking heater, Call start.....	112
Relay, engine heater	113
Short stop heater.....	114

Group 88

SRS Supplemental Restraint System.....	115
Electrically adjustable head restraint.....	116
Remote garage door opener.....	117

Index**List of components**

Abbreviations

Groups

Group 23	= Fuel system
Group 26	= Cooling system
Group 27	= Engine controls
Group 32	= Generator and voltage regulator
Group 33	= Starting system
Group 35	= Lighting
Group 36	= Additional electrical equipment
Group 37	= Wiring and fuses
Group 38	= Instruments
Group 39	= Other
Group 43	= Transmission
Group 59	= Brake system
Group 64	= Steering
Group 83	= Doors and openings
Group 84	= Exterior decorative elements etc.
Group 85	= Interior equipment
Group 87	= Climate controls
Group 88	= Internal equipment

Ignition switch symbols

X	= Accessories (audio position)
S	= Powered upon insertion of key
15	= The switch remains connected during start
15l	= Contact is broken while starting
30	= Constant power from the battery
50	= Start

Country/Market

A	= Austria
AUS	= Australia
B	= Belgium
CDN	= Canada
CH	= Switzerland
D	= Germany
DK	= Denmark
E	= Spain
EU/OS	= Markets outside USA and Canada
FIN	= Finland
GB	= Great Britain
ISR	= Israel
J	= Japan
KOR	= Korea
N	= Norway
NL	= Netherlands
S	= Sweden

USA	= United States of America
WEU	= Western Europe

Other

ACC	= Accessory
AMP	= Amplifier
AUDIO	= Audio system
AUTO	= Automatic transmission
Bi-X	= Bi-Xenon
CEM	= Central Electronic Module
DRL	= Daytime Running Lights
DSTC	= Dynamic Stability Traction Control
EXT.D	= Extended electrical distribution
HISPEED	= High speed data bus
LH	= Left-hand side
LHD	= Left-hand drive
LOSPEED	= Low speed data bus
MAN	= Manual transmission
PCL	= Power Child Lock
REM	= Rear Electronic Module
RH	= Right-hand side
RHD	= Right-hand drive
RTI	= Road Traffic Information
SRS	= Airbag
SULEV	= Super Ultra Low Emission Vehicle
SUM	= Suspension Module
TELE	= Mobile telephone
T	= Turbo engine
ULEV	= Ultra Low Emission Vehicle
W/O	= Without
5CYL	= 5-cylinder engine
6CYL	= 6-cylinder engine

Colors

BL	= Blue
BN	= Brown
GN	= Green
GR	= Gray
OR	= Orange
P	= Pink
R	= Red
SB	= Black
VO	= Violet
W	= White
Y	= Yellow

How to use the wiring diagrams

The descriptions below apply in general to all wiring diagram manuals, although not all sections are necessarily contained in this manual.

A. Component designation

Every component has a component designation that consists of two parts.

The first part is a type number that describes the type of component in question, for example 3/x.

The second part of the designation is a serial number, for example, x/2.

Combined these give a component designation, for example, 3/2.

At the end of the manual is a list of components, where, with the help of the component designation, you can read off the name of the component, for example, 3/2 = light switch.

List of type numbers

The list shows which type of component that respective type numbers refer to, for example, 3/x = switch, 6/x = electric motor, etc.

- | | |
|----|----------------------------------|
| 1 | Battery |
| 2 | Relay |
| 3 | Switch |
| 4 | Control module |
| 5 | Driver information module |
| 6 | Electric motor |
| 7 | Sensor |
| 8 | Actuator |
| 9 | Heating element |
| 10 | Light |
| 11 | Fuse |
| 15 | Electrical distribution rail/box |
| 16 | Audio |
| 17 | Service/diagnostics |
| 18 | Contact reel |
| 19 | Meter |
| 20 | Ignition component/shunt |
| 27 | Optics |
| 31 | Ground connection |
| 53 | Junction point |
| 54 | Connector |

B. Junction points

The wiring diagrams contain numbered junction points, e.g. 53/352.

This manual contains a section with a list of junction points. This list shows all the components which are connected to each junction point.

The location of the junction points is shown in the "Cable harness routing in vehicle" section.

C. Connectors

Connectors provide a bridge between two cables harnesses and are described in the "Connectors" section.

D. Electrical distribution

Operation of the fuses and relays is shown in the "Electrical distribution" section.

E. Data communication

Today's cars are equipped with a CAN network, which transmits information. Connections to this network are shown in their entirety on the respective wiring diagrams. Complete information on CAN communication is can be found in the section titled "Data communication".

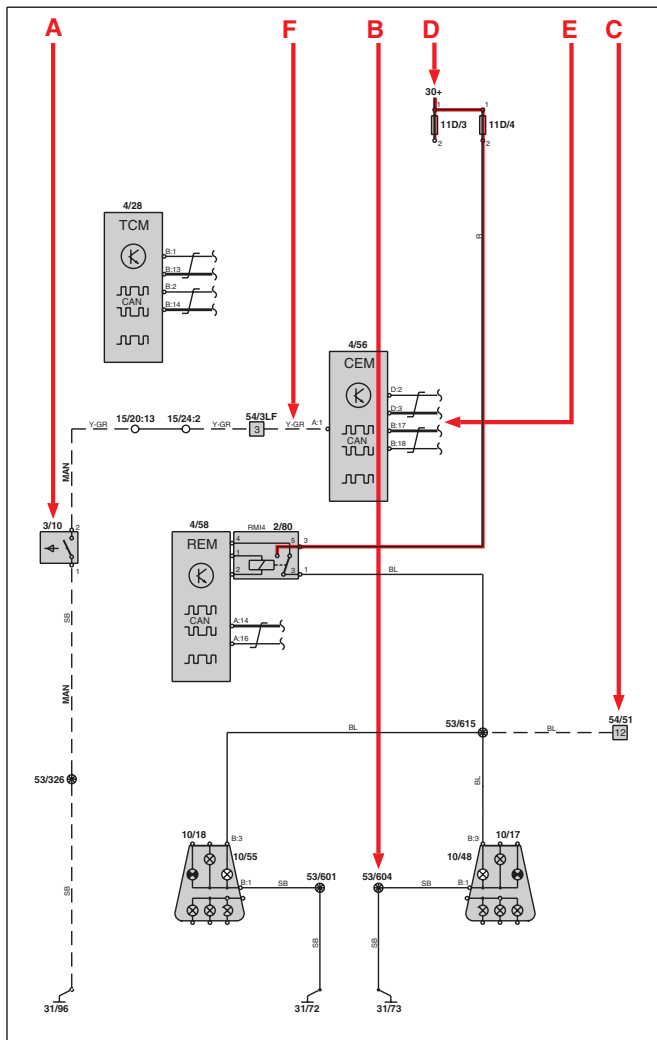
F. Abbreviations

A number of different abbreviations are used in the manual. These are explained in the section "Abbreviations".






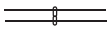






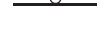







G. Component location

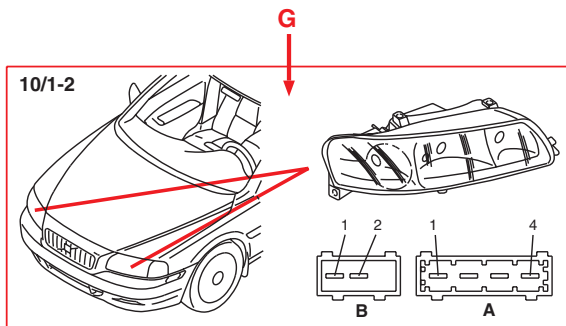
There is a section at the end of the manual in which the appearance and location of components is described in numerical order.

How to use the wiring diagram

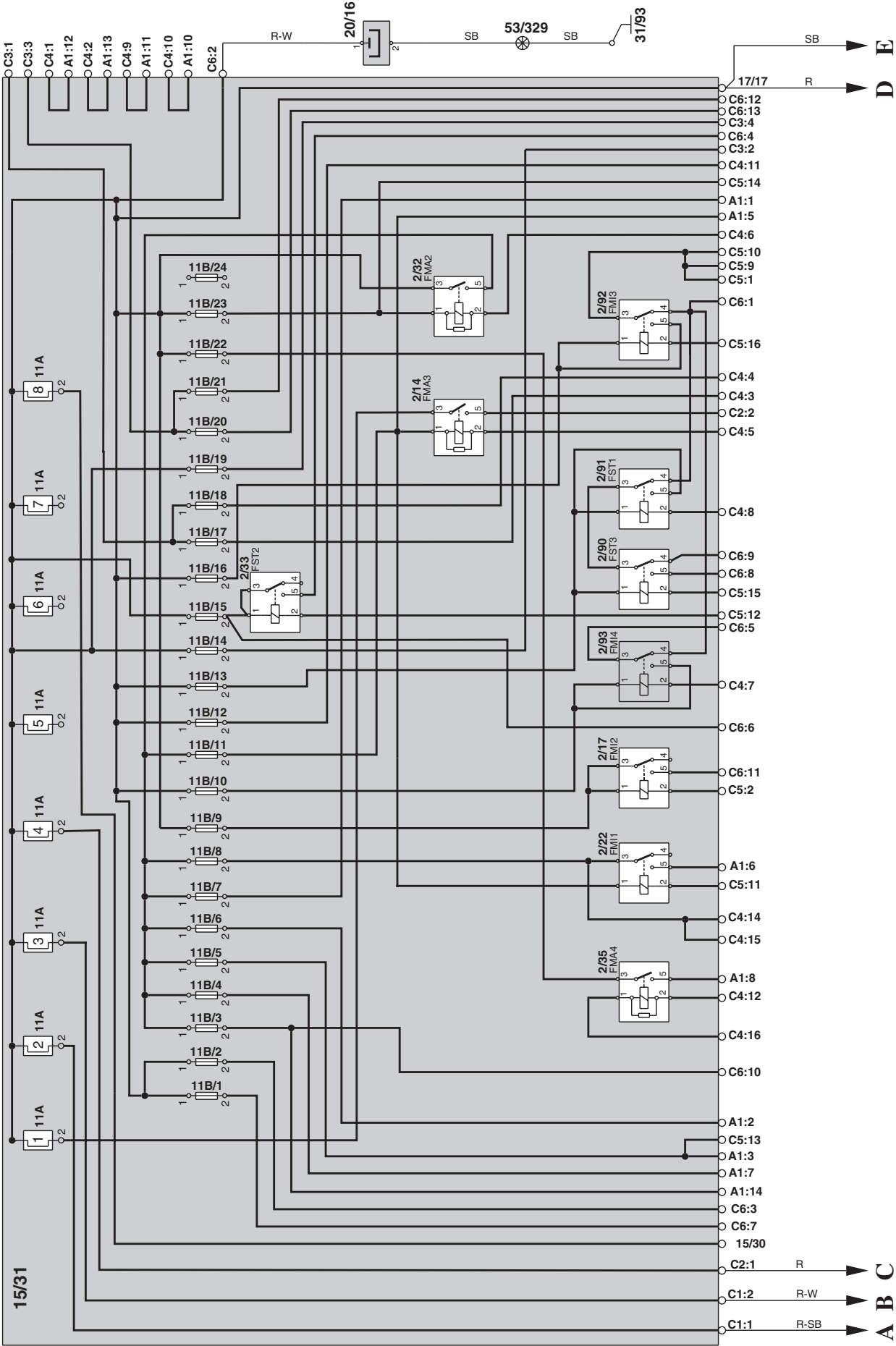


List of symbols

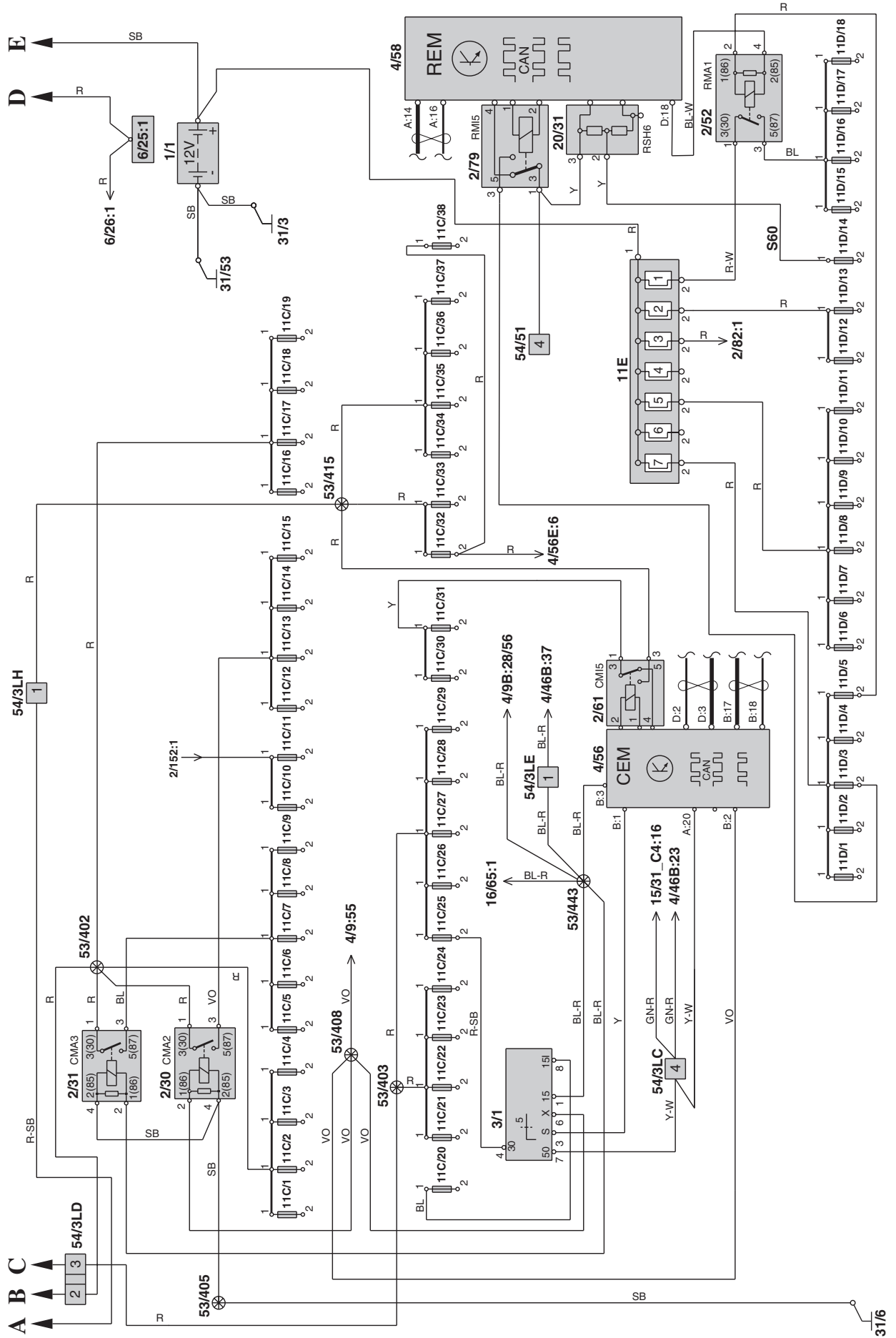
-  = System voltage
-  = Ground connection via wiring
-  = Ground connection on component/chassis
-  = Screened wire
-  = Junction point
-  = Twisted cable
-  = Electrical connection
-  = Variant
-  = CAN communication
-  = CAN high data signal (CAN H)
-  = CAN low data signal (CAN L)
-  = MOST communication
-  = Serial communication
-  = DIN cable, coaxial cable, etc.
-  = Data communication
-  = CAN communication
-  = Connection with distribution box
-  = Further connection to...
-  = Connector between wiring harnesses
-  = Connector connected to component



Electrical distribution Overview

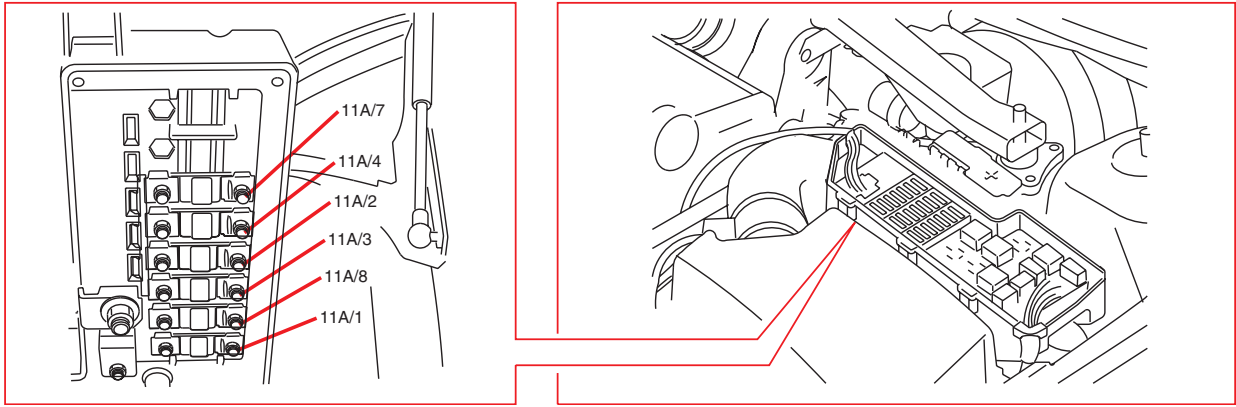


Electrical distribution Overview



Fuses

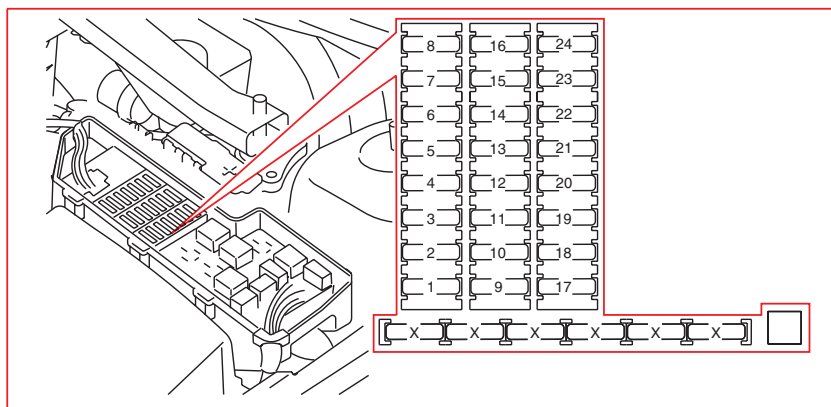
Engine compartment 11A/1-8



11A Fuses in the engine compartment

No.	Fuse function	via	A
1	20/22-26 Glow plug	2/14	60
2	11C/30-31 Fuses in the passenger compartment 11C/32-33 Fuses in the passenger compartment 11C/34-37 Fuses in the passenger compartment	2/61	60
3	11C/1-4 Fuses in the passenger compartment 11C/16-19 Fuses in the passenger compartment 11C/5-9 Fuses in the passenger compartment 11C/12-15 Fuses in the passenger compartment	2/31 2/30	60
4	11C/21-24 Fuses in the passenger compartment 11C/25-29 Fuses in the passenger compartment		60
7	Accessories		60
8	6/29 Motor, electric cooling fan	4/71	60

Fuses Engine compartment 11B/1-9

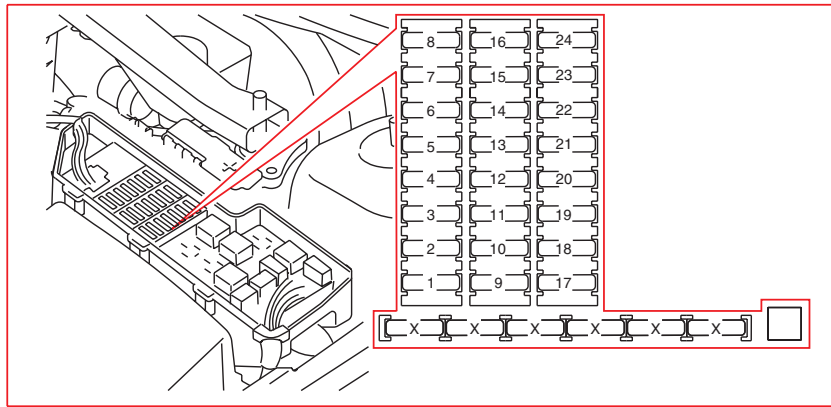


11B Fuses in the engine compartment

No.	Fuse function	via	A
1	6/35 Fuel pump, auxiliary heater	4/7	25
	6/73 Coolant pump, auxiliary heater	4/7	
	9/30 Auxiliary heater	4/7	
2	Accessory (auxiliary light)		20
4	4/46 Engine Control Module (ECM), Diesel		20
	7/15 Heated oxygen sensor		
	7/82 Heated oxygen sensor, diagnosis 1		
	7/103 Heated oxygen sensor 3		
	7/104 Heated oxygen sensor 4 (diagnostic probe)		
8/111 Solenoid valve, high-pressure diesel			
5	6/67 Pump, fuel leakage check, USA/CDN		10
	6/105 Fuel distributor, gas		
	8/18 EVAP valve		
	8/19 Solenoid, variable valve time, inlet		
	8/28 Turbocharger control valve		
	8/75 Valve, fuel cut-off DFCO		
	8/81 Solenoid, variable valve timing outlet		
9/32 PTC resistor, air preheating, 5-cyl Petrol, Bi-Fuel			
6	7/17 Mass airflow sensor MAF, Diesel		5
	4/46 Engine Control Module (ECM)		15
	7/17 Mass airflow sensor MAF		
	8/6-11 Injectors		
7	4/46 Engine Control Module (ECM), 5-cyl normally aspirated		10
	4/50 Electronic Throttle Module (ETM), Bi-Fuel		
8	6/44 Cooling fan, electrics box, engine compartment		10
	7/51 Accelerator pedal sensor		
	8/3 Electromagnetic clutch, climate control system	2/22	
9	2/17 Horn relay		15
	16/10 Horn 1	2/17	
	16/11 Horn 2	2/17	
	continues		

Fuses

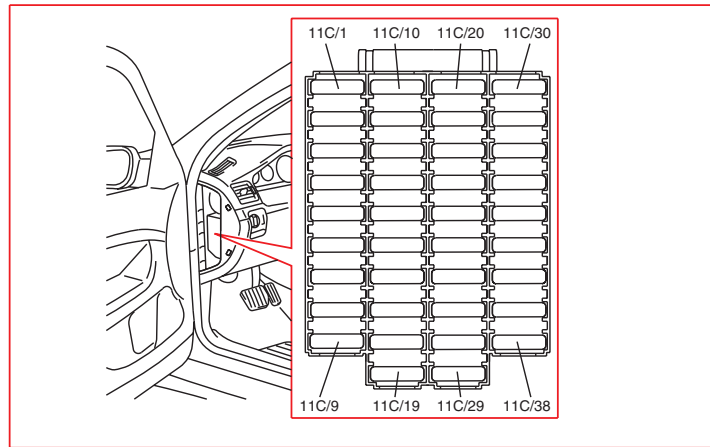
Engine compartment 11B/11-23



11B Fuses in the engine compartment

No.	Fuse function	via	A
11	2/14 Relay, glow plug unit 2/22 Relay, climate control system 8/17 EGR valve, Diesel 8/64 Solenoid valve, engine mounting, Diesel 8/82 Solenoid, variable turbo geometry, Diesel 9/32 PTC resistor, air preheating, diesel 20/3-8 Spark plug and ignition coil		20
12	3/9 Brake light contact		5
13	6/1 Windshield wiper motor 2/90 Relay, windshield wiper, low/high speed 2/91 Relay, intermittent wiping	2/90, 2/91	25
14	4/16 Brake Control Module (BCM)		30
15	2/33 Relay, Bi-Fuel fuel system 8/79 Valve LPG	2/33	15
16	2/92 Relay, windshield washer motor 6/2 Windshield washer pump 6/3 Right-hand headlight wiper motor 6/4 Left-hand headlight wiper motor	2/92 2/92 2/92	15
17	10/66 Right low beam Bi-Xenon, right		10
18	10/70 Left low beam Bi-Xenon, left		10
19	4/16 Brake Control Module (BCM)		30
20	10/68 Left high beam		15
21	10/64 Right high beam		15
22	6/25 Starter motor	2/35	25
23	2/32 Engine management system main relay 4/46 Engine Control Module (ECM)		5

Fuses Passenger compartment 11C/1-9

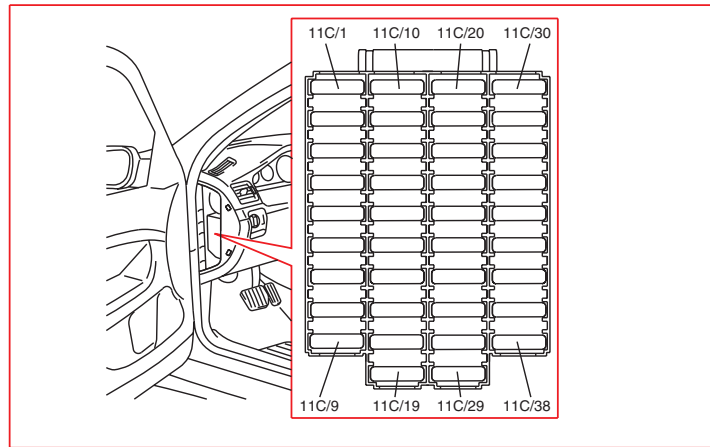


11C Fuses in the passenger compartment

No.	Fuse function	via	A
1	11B/17 Fuses in the engine compartment 11B/18 Fuses in the engine compartment 11C/10 Fuses in passenger compartment fuse box 11C/11 Fuses in passenger compartment fuse box	20/27, 2/62 20/27, 2/62 20/27, 2/152 20/27, 2/152	15
2	11B/20 Fuses in the engine compartment 11B/21 Fuses in the engine compartment	2/63 2/63	20
3	6/16 Driver seat motor, backrest angle 6/17 Driver seat motor, up/down front edge 6/18 Driver seat motor, up/down rear edge 6/19 Driver seat motor, forward/backward	4/52 4/52 4/52 4/52	30
4	6/20 Passenger seat motor, forward/backward 6/64 Passenger seat motor, backrest angle 6/65 Passenger seat motor, up/down front edge 6/66 Passenger seat motor, up/down rear edge	3/27 3/27 3/27 3/27	30
5	4/99 Electronic power steering control module 6/114 Vacuum pump	8/84	15
6	8/76 Gas tank valve, Bi-Fuel 8/88 Solenoid, gas tan CNG rear 8/89 Solenoid, fuel tank CNG front left 8/90 Solenoid, fuel tank CNG front right	2/140 2/140 2/140 2/140	5
7	9/12 Left seat heater		15
8	9/13 Right seat warmer		15
9	4/16 Brake Control Module (BCM) 4/68 Steering Angle Sensor module (SAS)		5
	continues		

Fuses

Passenger compartment 11C/10-21

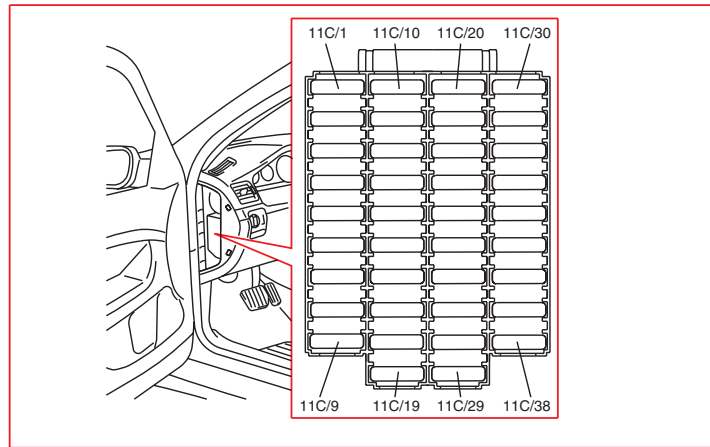


11C Fuses in the passenger compartment

No.	Fuse function	via	A
10	10/1 Left front lamp housing, daytime running lights		10
11	10/2 Right front lamp housing, daytime running lights		10
12	6/3 Right-hand headlight wiper motor 6/4 Left-hand headlight wiper motor 6/38 Left-hand headlight level adjustment motor 6/39 Right-hand headlight adjustment motor		15
13	9/1 Front 12V outlet 9/25 Rear 12V outlet		15
14	3/93 Switch, left-hand seat belt buckle 3/94 Switch, right-hand seat belt buckle 3/27 Power passenger seat module 4/56 Central Electronic Module (CEM)		5
15	16/1 Audio module (AUM) 16/46 RTI Display		5
16	16/1 Audio module (AUM)		20
17	16/2 Amplifier		30
18	10/5 Front left fog light 10/6 Front right fog light	2/34 2/34	15
19	16/46 RTI Display		10
21	3/156 Gear Selector Module (GSM), Geartronic 4/28 Transmission Control Module (TCM) 8/36 Shift lock solenoid	2/101 2/101 2/101	10
	continues		

Fuses

Passenger compartment 11C/22-27

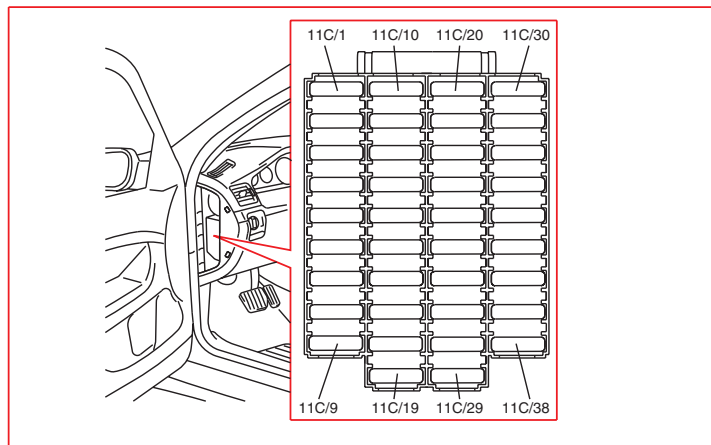


11C Fuses in the passenger compartment

No.	Fuse function	via	A
22	4/56 Central Electronic Module (CEM)	4/56, 2/32 4/56, 2/34 4/56, 2/32 4/56, 2/34 4/56, 2/34 4/56, 2/34 4/56, 2/32	20
	10/13 Front left direction indicator		
	10/14 Front right direction indicator		
	10/15 Front left fender direction indicator		
	10/16 Front right fender direction indicator		
	10/47 Rear right direction indicator		
	10/54 Rear left direction indicator		
23	3/111 Light Switch Module (LSM)		5
	3/112 Climate Control Module (CCM)		
	3/130 Steering Wheel Module (SWM)		
	17/13 Data link connector		
24	3/112 Climate Control Module (CCM)	2/29	10
	4/52 Power Seat Module (PSM)		
	5/1 Driver Information Module (DIM)		
	4/7 Combustion Preheater Module (CPM)		
25	2/30 X feed overload relay	3/1 3/1 3/1 3/1 3/1 3/1	10
	2/31 15-feed overload relay		
	2/35 Starter motor relay		
	4/46 Engine Control Module (ECM)		
	4/56 Central Electronic Module (CEM)		
	16/65 Antenna ring/ignition switch lighting		
26	6/28 Motor, passenger compartment fan	4/31	30
27	4/84 Suspension Module (SUM)	2/174	15
continues			

Fuses

Passenger compartment 11C/28-31

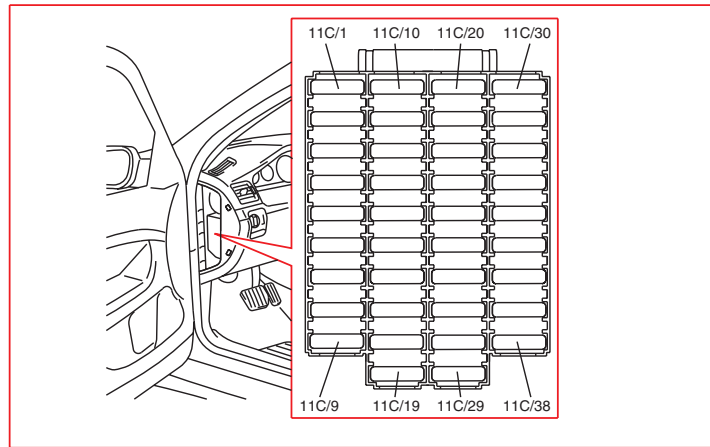


11C Fuses in the passenger compartment

No.	Fuse function	via	A
28	3/117 Dome light control module	4/70	10
	4/70 Upper Electronic Module (UEM)		
	4/76 Remote control unit for garage door opener		
	7/149 Rain sensor		
	10/25 Ceiling light, cargo compartment		
	10/114 Left-hand vanity mirror lighting		
	10/115 Right-hand vanity mirror lighting		
	10/150 Rear reading light		
29	16/60 Phone Module (PHM)		10
30	10/11 Parking light, front left, EU/OS	20/28 20/28 54/40:1	7,5
	10/51 Left-hand tail light lamp 1		
	10/52 Left-hand tail light lamp 2		
	54/51:11 Connector, rear accessory wiring		
	10/71 Front left side marker light, S80		
	10/129 Parking light, front left, USA/CDN		
	10/1 Front left lamp housing, Bi-Xenon electronic unit		
31	10/3 License plate lighting	20/3 20/3 54/40:8, 53/609	7,5
	10/12 Parking light, front right, EU/OS		
	10/42 Position/parking light, rear right, S60		
	10/44 Right-hand tail light lamp 1		
	10/45 Right-hand tail light lamp 2		
	54/51:8 Connector, towing bracket wiring		
	10/49 Position/parking light, rear left, S60		
	10/73 Front right side marker light, S80		
	10/130 Parking light, front right, USA/CDN		
	10/2 Front right lamp housing, Bi-Xenon electronic unit		
continues			

Fuses

Passenger compartment 11C/32-38

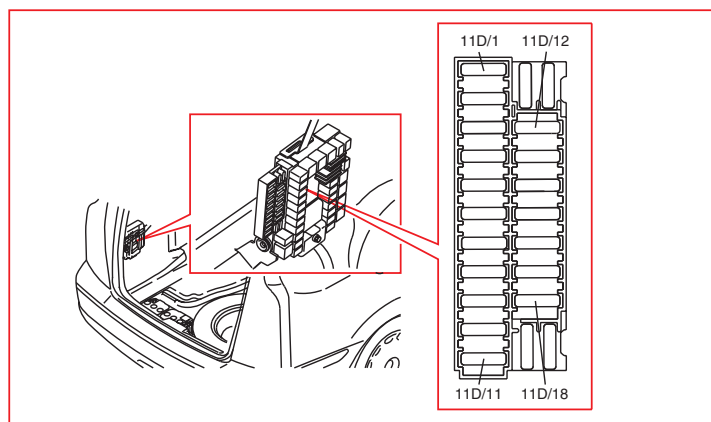


11C Fuses in the passenger compartment

No.	Fuse function	via	A
32	4/56 Central Electronic Module (CEM) 11C/38 Fuses in the passenger compartment		10
33	6/33 Fuel pump 4/56 Central Electronic Module (CEM) 6/31 Injection pump 4/83 Fuel pump control module	2/23 2/33	15
34	6/15 Sunroof motor	4/33	15
35	6/62 Left-hand power door mirror 9/33 Left-hand heated door mirror 3/126 Driver/Passenger Door Module (DDM/PDM) 3/74 Left-hand front door lock unit	3/126 3/126 3/126	25
36	3/75 Right-hand front door lock unit 6/63 Right-hand power door mirror 9/34 Right-hand heated door mirror 3/127 Passenger/Driver Door Module (PDM/DDM)	3/127 3/127 3/127	25
37	2/138 Deadlock relay, left-hand rear door 2/139 Deadlock relay, right-hand rear door 3/85 Rear left door power window switch 3/86 Rear right door power window switch 6/92 Motor, rear left power window 6/93 Motor, rear right power window 10/151 Left-hand rear door switch lighting 10/152 Right-hand rear door switch lighting	2/120 2/120 2/116, 2/118 2/117, 2/119 3/85 3/86 2/120 2/120	30
38	16/35 Siren Control Module (SCM)		5

Fuses

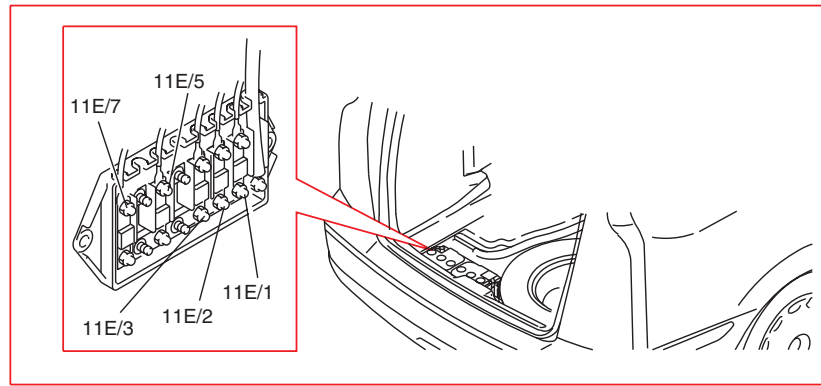
Cargo compartment 11D/1-18



11D Fuses in the cargo compartment

No.	Fuse function	via	A
1	4/58 Rear Electronic Module (REM) 10/127 Lighting, cargo compartment, left-hand side 10/128 Lighting, cargo compartment, right-hand side	4/58 4/58	10
2	4/58 Rear Electronic Module (REM) 10/46 Fog light, right rear 10/53 Fog light, left rear Accessory wiring, rear fog lights	4/58 4/58 4/58	10
3	11D/14 Fuses in the cargo compartment Accessory wiring, brake lights	20/31, 2/79 2/79	15
4	Accessory wiring, reversing lights 10/48 Right-hand reversing light 10/55 Left-hand reversing light	2/80 2/80 2/80	10
5	2/52 Relay, 15l feed, rear 2/82 Relay, heated rear window		5
6	3/78 Trunk lid lock unit	2/67	10
7	8/59 Front right side airbag igniter 8/60 Rear right head restraint solenoid	2/75 2/75	10
8	3/76 Left-hand rear door lock unit 3/77 Right-hand rear door lock unit 6/37 Lock motor, fuel filler flap	2/112, 2/158 2/114, 2/115 2/59, 2/158	15
9	30+ Rear accessory wiring		15
10	16/15 CD changer 16/45 Road Traffic Information (RTI)		10
11	4/78 Accessory Electronic Module (AEM)		15
14	10/43 Right brake light, S60 10/50 Left brake light, S60		7,5
15	15l+ Rear accessory wiring 4/86 Parking Assistance Module (PAM), S60		20
16	17/19 12V outlet, cargo compartment		15
17	2/142 Relay, preheated fuel filter, Diesel 4/82 Differential Electronic Module (DEM)		7,5
18	9/38 Preheated fuel filter, Diesel	2/142	15

Fuses Cargo compartment 11E/1-7

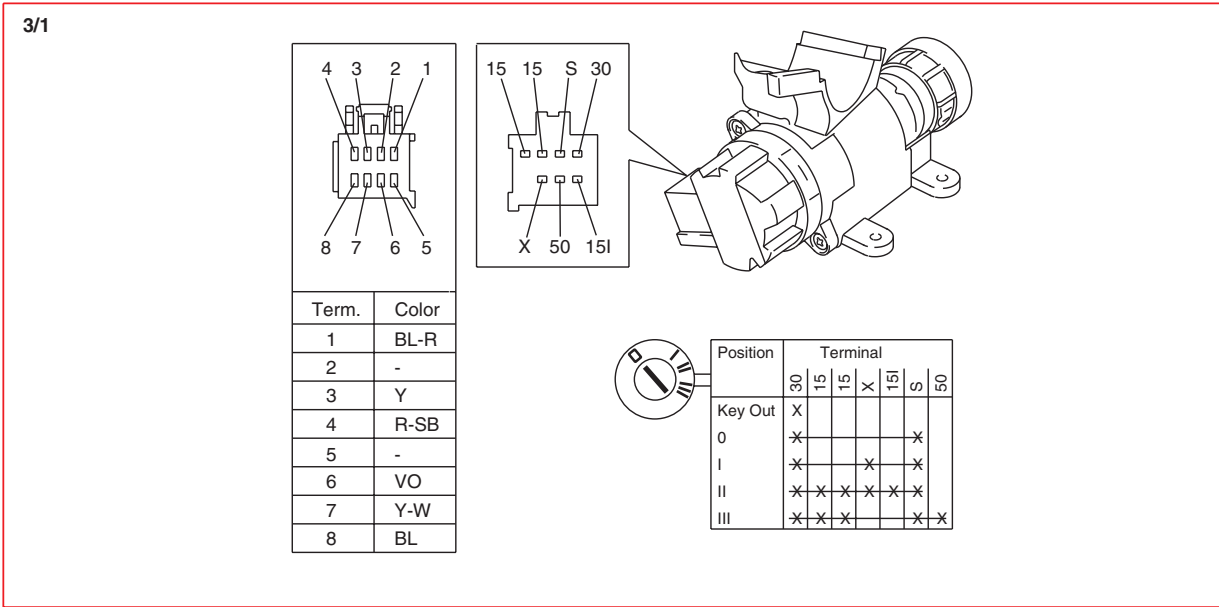


11E Fuses by the battery

No.	Fuse function	via	A
1	11D/15-18 Fuses in the cargo compartment	2/52	40
2	11D/12-13 Fuses in the cargo compartment		40
3	16/16 Window antenna amplifier, left	2/82	40
5	11D/6-11 Fuses in the cargo compartment		40
7	11D/1-5 Fuses in the cargo compartment		40

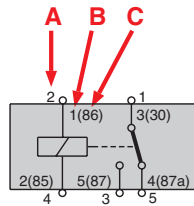
Relays/Shunts

Ignition switch and relays



Relays, general

The diagram indicates two or three different designations for the relay's position. This is described below.

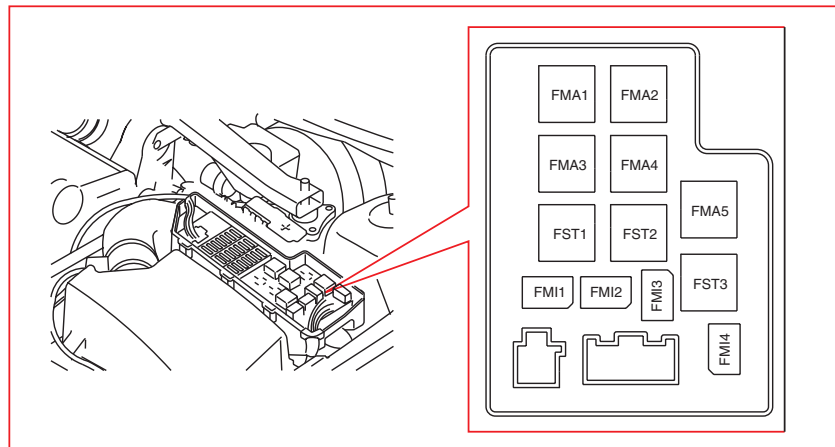


A = Corresponds to the position on the rear of the relay box (wiring side).

B = Corresponds to the position on the relay.

C = Is an old designation that can be on the relay.

Relays/Shunts Engine compartment FMA2 - FST3

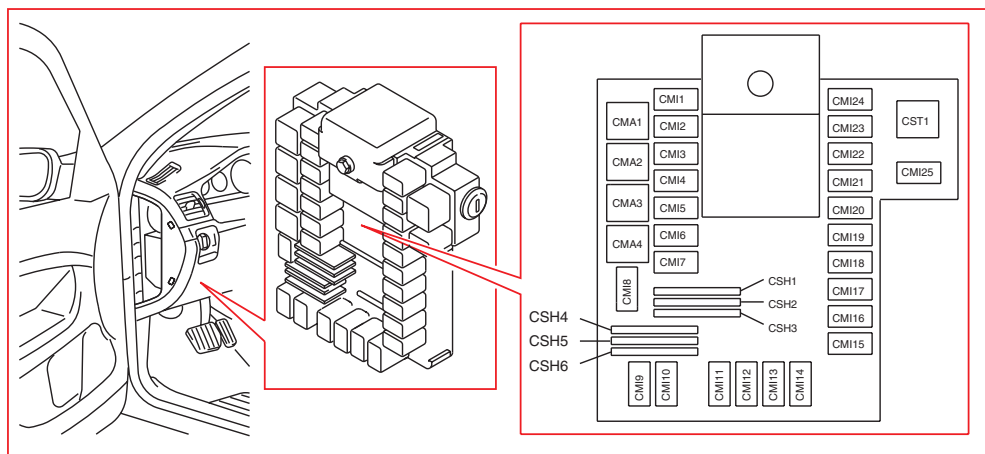


Relays in the engine compartment

Pos	Relay function	
FMA2	2/32	Engine management system main relay
FMA3	2/14	Relay, glow plug unit
FMA4	2/35	Starter motor relay
FMI1	2/22	Relay, climate control system
FMI2	2/17	Horn relay
FMI3	2/92	Relay, windshield washer motor
FST1	2/91	Relay, intermittent wiping
FST2	2/33	Relay, fuel system
FST3	2/90	Relay, windshield wiper, low/high speed

Relays/Shunts

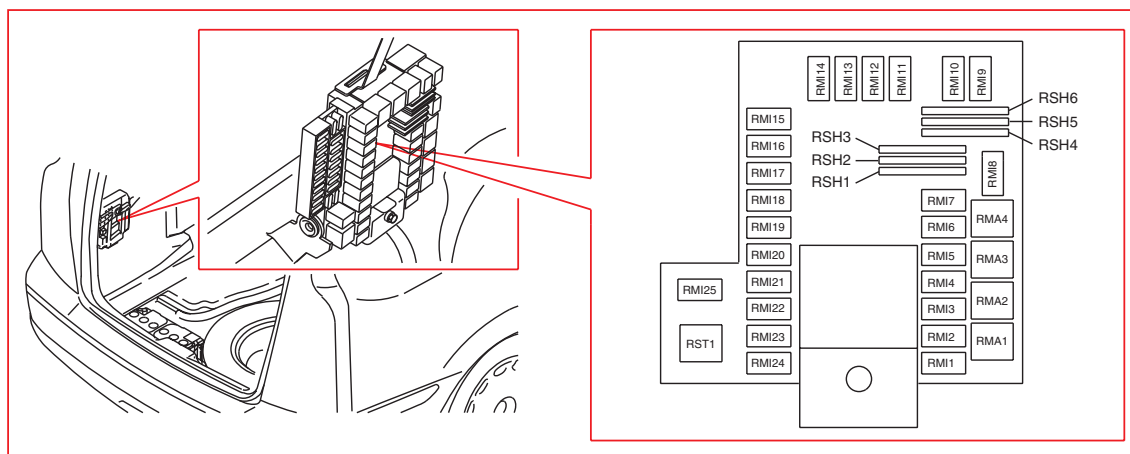
Passenger compartment CMA2 - CSH4



Relays/shunts in the passenger compartment

Pos	Relay function
CMA2	2/30 X feed overload relay
CMA3	2/31 15-feed overload relay
CMI1	2/116 Rear power window up relay
CMI2	2/118 Rear power window down relay
CMI3	2/120 Relay - power windows, power child lock rear door
CMI4	2/63 High beam relay
CMI5	2/61 Relay, parking light
CMI6	2/152 Relay, daytime running lights
CMI7	2/62 Relay, low beam/Bi-Xenon
CMI11	2/34 Fog light relay, front
CMI12	2/23 Fuel pump relay
CMI13	2/174 Relay, Suspension Module (SUM)
CMI14	2/143 Relay, fuel leakage control
CMI21	2/101 Relay for extended D2 feed, automatic transmission
CMI22	2/29 Relay, extended D1 feed
CMI23	2/119 Right rear power window down relay
CMI24	2/117 Right rear power window up relay
CSH1	20/32 Shunt, indicator CEM, left
CSH2	20/34 Shunt, indicator CEM, right
CSH4	20/27 Shunt, low beam CEM

Relays/Shunts Cargo compartment RMA1 - RSH6

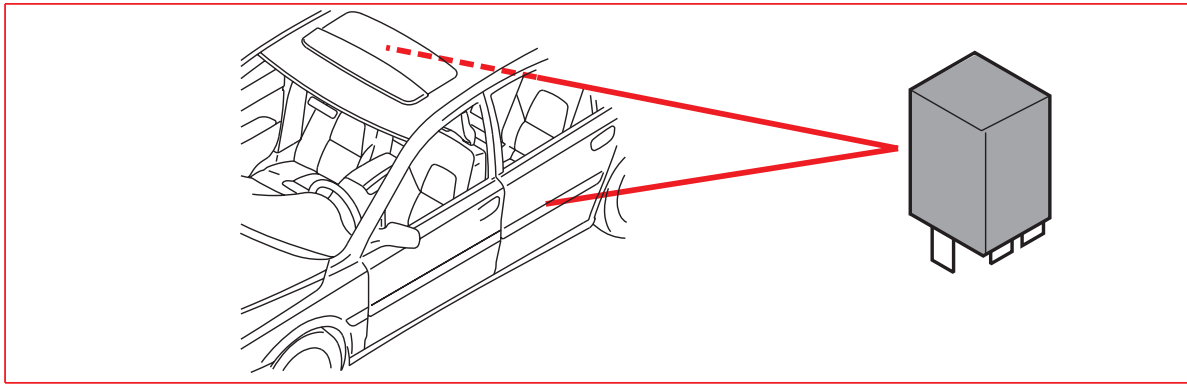


Relays/shunts in the cargo compartment

Pos	Relay function	
RMA1	2/52	Relay, 15l feed, rear
RMA3	2/82	Relay, heated rear window
RMI2	2/112	Unlocking relay, left-hand rear
RMI3	2/115	Relay, deadlock, rear doors
RMI4	2/80	Reversing light relay
RMI5	2/79	Brake light relay
RMI6	2/49	Relay, rear fog light
RMI7	2/83	Trailer fog light relay
RMI8	2/142	Relay, preheated fuel filter
RMI14	2/75	Rear adjustable head restraint relay
RMI17	2/140	Relay CNG/LPG
RMI19	2/67	Trunk lid opening relay
RMI20	2/158	Locking relay, rear doors, filler flap
RMI21	2/59	Unlocking relay, fuel filler flap
RMI23	2/114	Unlocking relay, rear right
RSH2	20/29	Shunt, fog light REM
RSH4	20/28	Shunt, parking light REM
RSH5	20/33	Shunt, parking light/tail light REM
RSH6	20/31	Shunt, brake light REM

Relays/Shunts

Other relays



Other relays

Pos	Relay function
Left-hand rear door	2/138 Deadlock relay, left-hand rear door
Right-hand rear door	2/139 Deadlock relay, right-hand rear door

Ground connections 31/1 - 31/10

31/1	
6/2:4	Windshield washer pump
6/3:3	Right-hand headlight wiper motor

31/2	
4/71:1	Cooling fan control module

31/3	
1/1	Battery

31/4	
31/44	Ground connection

31/5	
9/2	Heated rear window

31/6	
4/56E:1	Central Electronic Module (CEM), LHD
53/405	Junction point
-10/29:2	- glove compartment lighting
-2/30:4	- X feed overload relay
-3/6:5	- hazard warning flasher switch
-2/143:1	- fuel leakage check relay, USA/CDN
-16/65:6	- antenna ring/ignition switch lighting
-10/125:4	- courtesy lighting, left front
-54/13:22	- connector, cabin - left-hand center door
-10/126:4	- courtesy lighting, right front
-17/13:4	- data link connector
-17/13:5	- data link connector

31/10	
4/56E:1	Central Electronic Module (CEM), RHD
53/406	Junction point
-9/1:2	- front 12V outlet
-9/25A:3	- rear 12V outlet

Ground connection

31/44 - 31/70

31/44	
31/4	Ground connection

31/47	
54/51:7	Connector

31/53	
1/1	Battery

31/66	
53/500	Junction point
-54/24:13	- connector, RHD
-4/52A:2	- Power Seat Module (PSM), LHD
-54/74:4	- connector, AWD
-54/24:3	- connector
-54/10:11	- connector
-54/20:12	- connector

31/67	
53/501	Junction point
-54/25:3	- connector
-4/52A:2	- Power Seat Module (PSM), RHD
-54/25:13	- connector, LHD
-54/11:11	- connector
-6/35:2	- fuel pump, auxiliary heater
-54/21:12	- connector

31/70	
-	Accessory, auxiliary light

Ground connection
31/72 - 31/88

31/72	
53/601 -10/127:4 -8/59:4 -4/58E:1 -10/18A:4 -10/18B:6 -54/50:10 -4/86A:4 -6/31:4 -10/18:8	Junction point - lighting, cargo compartment, left-hand side - rear left head restraint solenoid - Rear Electronic Module (REM) - rear left lamp housing - rear left lamp housing, S60 - connector - Parking Assistance Module (PAM), option - injection pump - rear left lamp housing, S80
53/602 -7/100:5 -16/15:1 -16/45D:5	Junction point - Inclination Sensor Module (ISM) - CD changer - Road Traffic Information (RTI)
7/100:5	- Inclination Sensor Module (ISM)

31/73	
53/604 -8/60:4 -10/128:4 -10/17:8 -10/17A:4 -10/17B:6 -4/78A:1 -54/54:8 -54/106:2 -54/35:4 -17/19:2	Junction point - rear right head restraint solenoid - lighting, cargo compartment, right-hand side - rear right lamp housing, S80 - rear right lamp housing - rear right lamp housing, S60 - Accessory Electronic Module (AEM) - connector, Bi-Fuel - connector, CNG - connector, Diesel - 12V cargo compartment outlet, accessory

31/83	
54/13:20 16/65:7	Connector Antenna ring/ignition switch lighting

31/88	
20/3:3	Spark plug and ignition coil
20/4:3	Spark plug and ignition coil

Ground connection

31/89 - 31/93

31/89	
20/5:3	Spark plug with ignition coil, 5-cyl
20/6:3	Spark plug with ignition coil, 5-cyl
20/7:3	Spark plug with ignition coil, 5-cyl
53/323	Junction point
-20/5:3	- spark plug with ignition coil, 6-cyl
-20/6:3	- spark plug with ignition coil, 6-cyl
-20/7:3	- spark plug with ignition coil, 6-cyl
-20/8:3	- spark plug with ignition coil, 6-cyl

31/91	
9/32	PTC resistor, air preheating, 5-cyl Petrol, Bi-Fuel
4/50:5	Electronic Throttle Module (ETM), Bi-Fuel

31/93	
53/329	Junction point
-3/10:2	- reversing light contact, Manual
-20/16:2	- capacitor
-7/4:2	- brake fluid level sensor
-7/51:3	- accelerator pedal sensor
-8/79:1	- LPG valve
-7/73:2	- coolant level sensor
-54/3LA:5	- connector
-6/114:2	- vacuum pump, 6-cyl
-4/99:3	- electronic power steering control module
53/301	Junction point
-10/1B:3	- front left lamp housing
-10/5:2	- front left fog light
-10/71:2	- front left side marker light, S80
-10/1A:1	- front left lamp housing
-6/38:1	- left-hand headlight beam adjustment motor
53/331	Junction point
-54/4:4	- connector
-54/58:4	- connector, 6-cyl
-54/58:2	- connector, 6-cyl
-8/37B:4	- automatic transmission, 5-cyl
-8/37B:2	- automatic transmission, 5-cyl
-6/4:3	- left-hand headlight wiper motor
-15/31C6:1	- engine compartment distribution box
-6/1:4	- windshield wiper motor
-54/9:3	- connector
-10/15:1	- front left fender direction indicator, EU/OS

Ground connection
31/94 - 31/98

31/94	
53/303 -16/35:3 -6/39:1 -10/16:1 -10/2A:1 -10/2B:3 -10/6:2 -10/73:2	Junction point - Siren Control Module (SCM) - right-hand headlight adjustment motor - front right fender direction indicator, EU/OS - front right lamp housing - front right lamp housing - front right fog light - front right side marker light, S80
4/28A:53	Transmission Control Module (TCM)

31/95	
53/384 -4/16:16 -4/16:47	Junction point - Brake Control Module (BCM) - Brake Control Module (BCM)

31/96	
53/326 -4/46A:36 -4/46A:53 -4/46A:54 -4/46A:62 -4/46A:63 -9/32:2 -6/105:3 -4/46A:17	Junction point - Engine Control Module (ECM), 5-cyl normally aspirated, Bi-Fuel, Diesel - Engine Control Module (ECM) - Engine Control Module (ECM) - Engine Control Module (ECM), 5-cyl normally aspirated - Engine Control Module (ECM), 5-cyl Turbo/6-cyl - PTC resistor, air preheating, Diesel - fuel distributor, gas, Bi-Fuel - Engine Control Module (ECM), 5-cyl normally aspirated

31/98	
10/115:3	Right-hand vanity mirror lighting
53/503 -10/19:5 -54/13:20 -54/16:2 -10/114:3 -10/150:4 -7/122:5 -4/70:20 -3/117A:10 -4/33A:5	Junction point - auxiliary brake light - connector - connector, rain sensor - left-hand vanity mirror lighting - rear reading light - Microwave Motion Sensor (MMS), alarm - Upper Electronic Module (UEM) - dome light control module - sunroof control module SRM

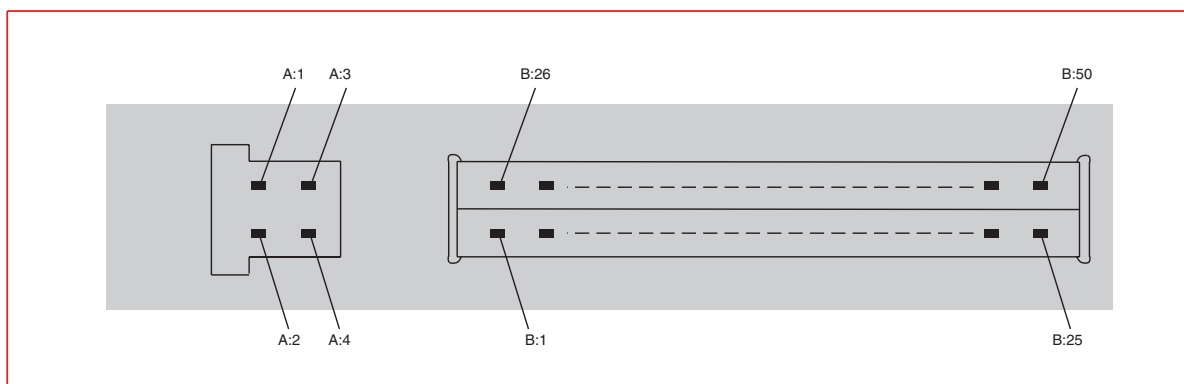
Ground connection

31/104 - 31/105

31/104	
53/438 -5/1:14 -16/60:18 -3/130:16 -3/130:22 -4/68:16 -3/112:16 -3/111:5	Junction point - Driver Information Module (DIM) - Phone Module (PHM) - Steering Wheel Module (SWM) - Steering Wheel Module (SWM) - Steering Angle Sensor module (SAS) - Climate Control Module (CCM) - Light Switch Module (LSM)
53/448 -53/423 -16/2A:2 -16/1A:12	Junction point - junction point - amplifier - Audio module (AUM)
16/1A:12	Audio module (AUM)

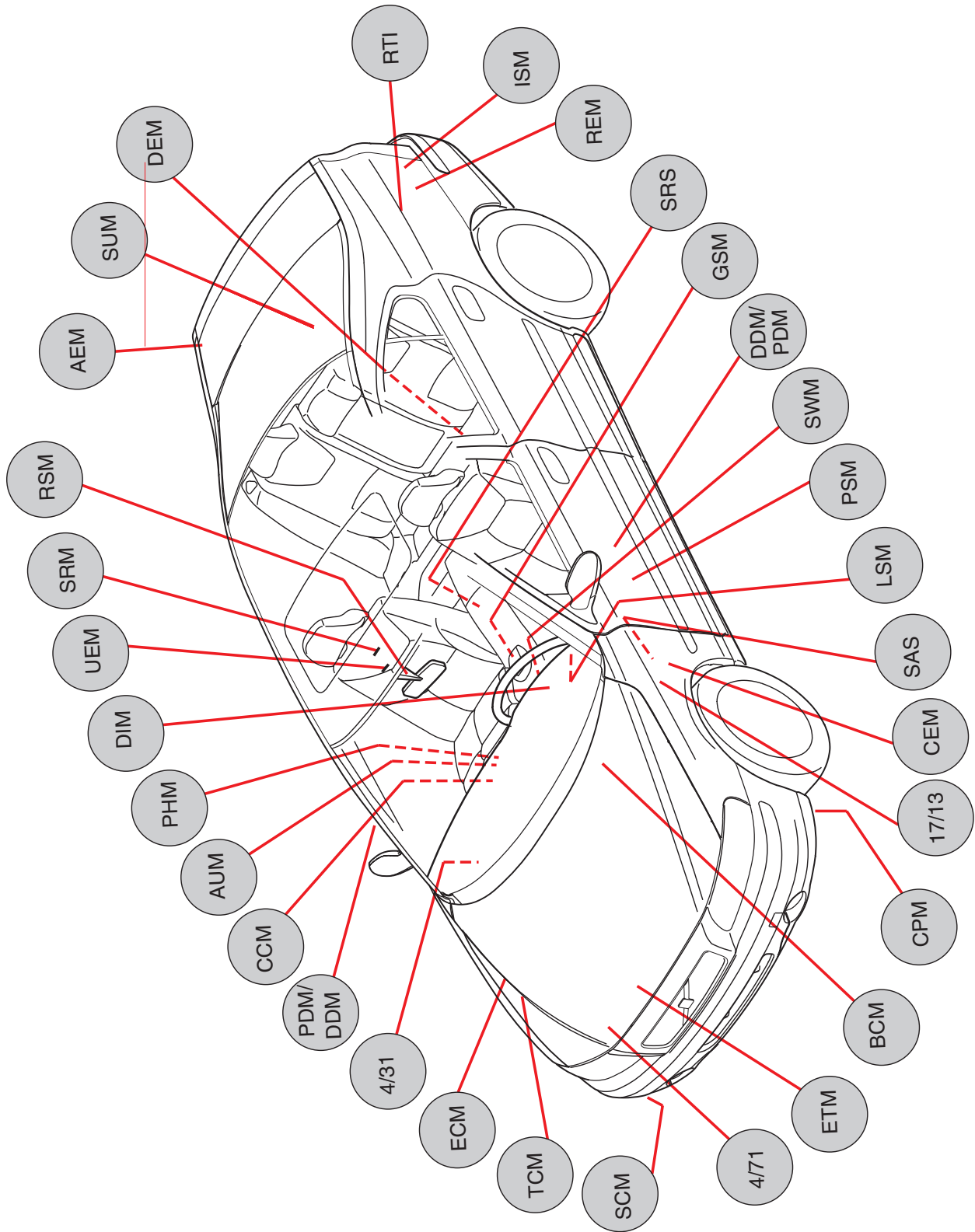
31/105	
53/404 -4/31:4 -4/84C:2 -6/33:4 -4/83:3	Junction point - fan control module - Suspension Module (SUM) - fuel pump - fuel pump control module
6/33:4	Fuel pump
4/83:3	Fuel pump control module

Control modules Accessory Electronic Module (AEM)



Pos	Function	Type
A:1	Electrical distribution	Ground
A:2	Electrical distribution	Feed
A:3	= CAN communication	Input/output signals
A:4	= CAN communication	Input/output signals
B:1	Remote heater start, minicall	Feed
B:2	Remote heater start, minicall	Ground
B:3	Remote heater start, minicall	Input signal
	Remote heater start, radio signal	
B:5	Engine heater	Steering, alternating current feed
B:6	Parking Assistance	Feed
B:7	Parking Assistance	Input signal
B:8	Parking Assistance	Ground
B:11	Handsfree, audio disengage	Input signal
B:12	Audio disengage	Output signal
B:13	Rheostat, audio	Output signal
B:14	Speed signal, audio	Output signal
	Speed signal, RTI Japan	
B:15	Alarm signal	Output signal
B:16	Alarm signal	Output signal
B:30	Antenna amplifier, audio	Feed
	Dimmer, RTI Japan	Output signal
B:33	Alarm signal	Output signal
	RTI Japan	Steering, X-feed
B:34	Alarm signal	Output signal
	Reverse gear signal, RTI Japan	

Control modules Overview, location

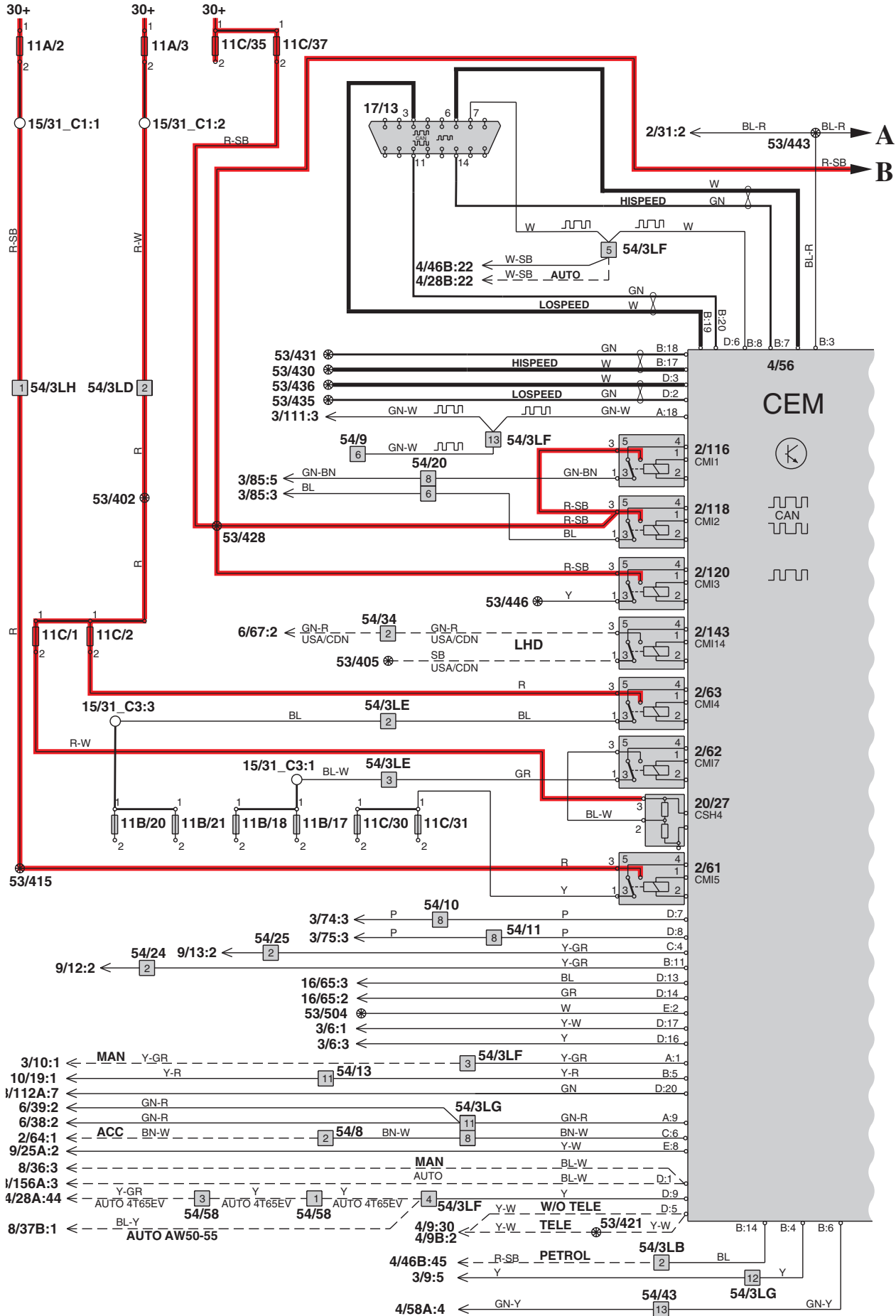


Control modules Overview, designations

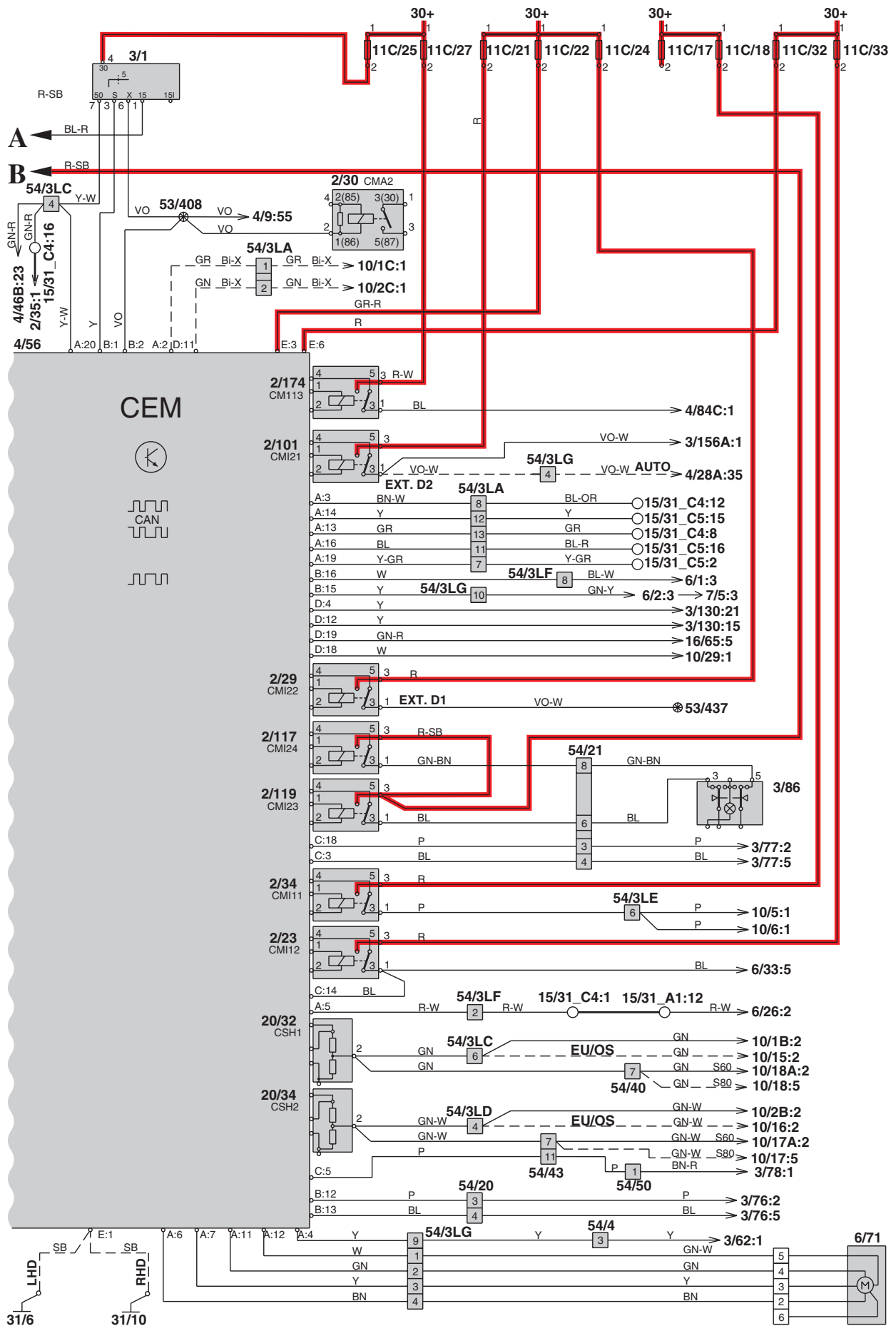
Unit	Designation	
AEM	4/78	Accessory Electronic Module (AEM)
AUM	16/1	Audio module (AUM)
BCM	4/16	Brake Control Module (BCM)
CCM	3/112	Climate Control Module (CCM)
CEM	4/56	Central Electronic Module (CEM)
CPM	4/7	Combustion Preheater Module (CPM)
DDM/ PDM	3/126	Driver/Passenger Door Module (DDM/PDM), left-hand
DEM	4/82	Differential Electronic Module (DEM)
DIM	5/1	Driver Information Module (DIM)
ECM	4/46	Engine Control Module (ECM)
ETM	4/50	Electronic Throttle Module (ETM)
GSM	3/156	Gear Selector Module (GSM)
ISM	7/100	- Inclination Sensor Module (ISM)
LSM	3/111	Light Switch Module (LSM)
PDM/ DDM	3/127	Passenger/Driver Door Module (PDM/DDM), right-hand
PHM	16/60	Phone Module (PHM)
PSM	4/52	Power Seat Module (PSM)
REM	4/58	Rear Electronic Module (REM)
RSM	7/149	Rain Sensor Module (RSM)
RTI	16/45	Road Traffic Information (RTI)
SAS	4/68	Steering Angle Sensor module (SAS)
SCM	16/35	Siren Control Module (SCM)
SRM	4/33	Sunroof control module SRM
SRS	4/9	Control module, Supplemental Restraint System (SRS)
SUM	4/84	Suspension Module (SUM)
SWM	3/130	Steering Wheel Module (SWM)
TCM	4/28	Transmission Control Module (TCM)
UEM	4/70	Upper Electronic Module (UEM)
4/31	4/31	Fan control module
4/71	4/71	Cooling fan control module
17/13	17/13	Data link connector

Control modules

Central Electronic Module (CEM)

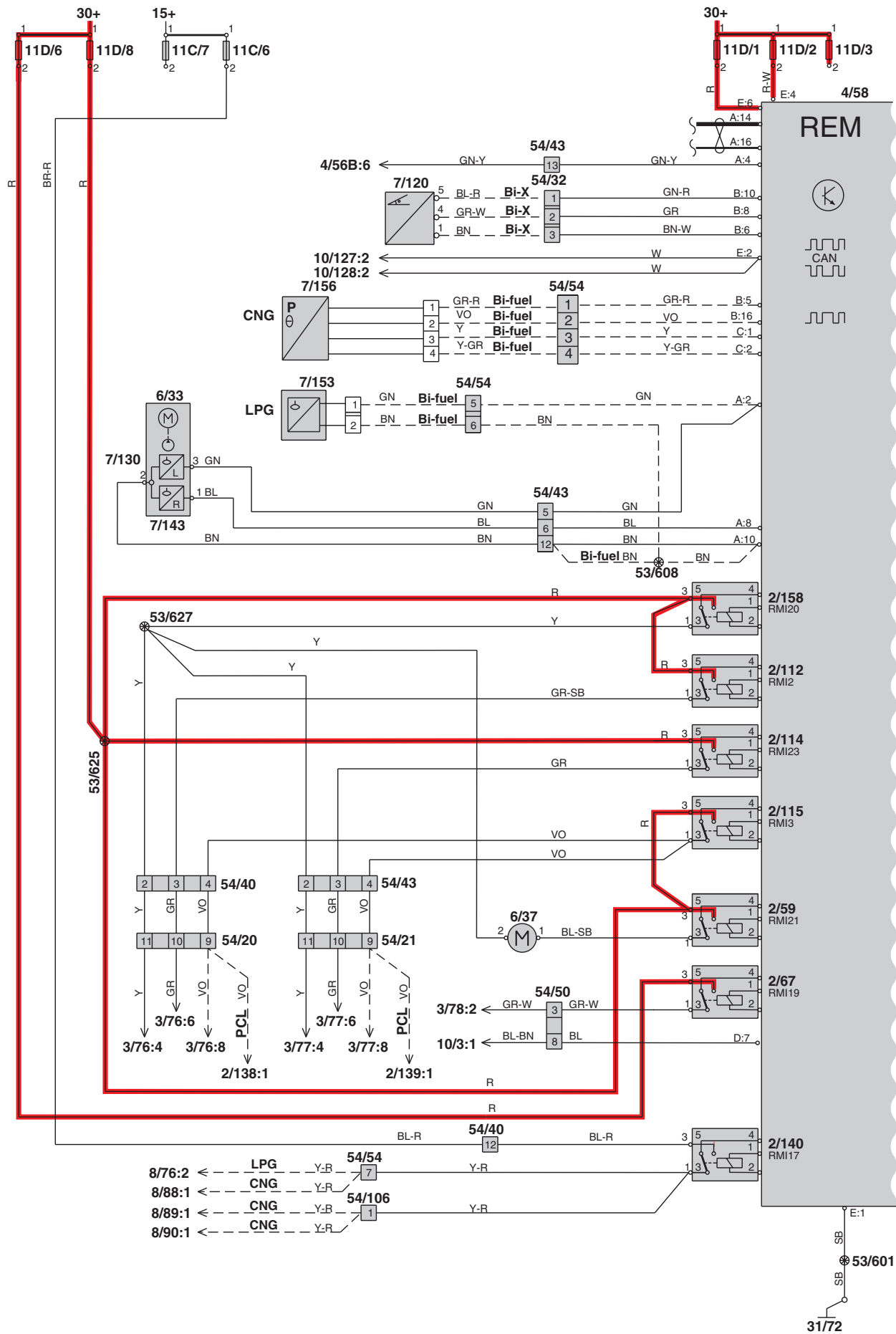


Control modules Central Electronic Module (CEM)

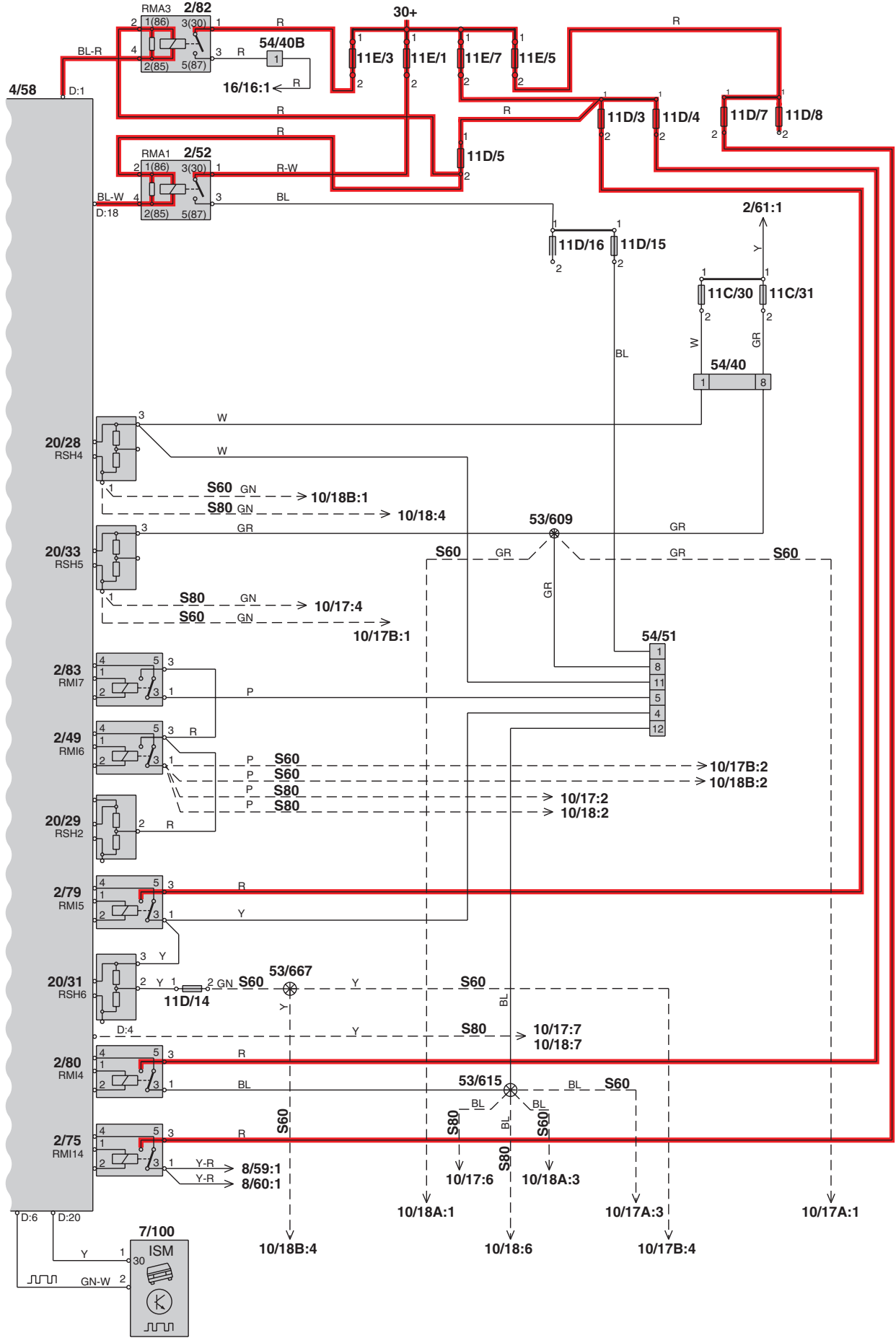


Control modules

Rear Electronic Module (REM)

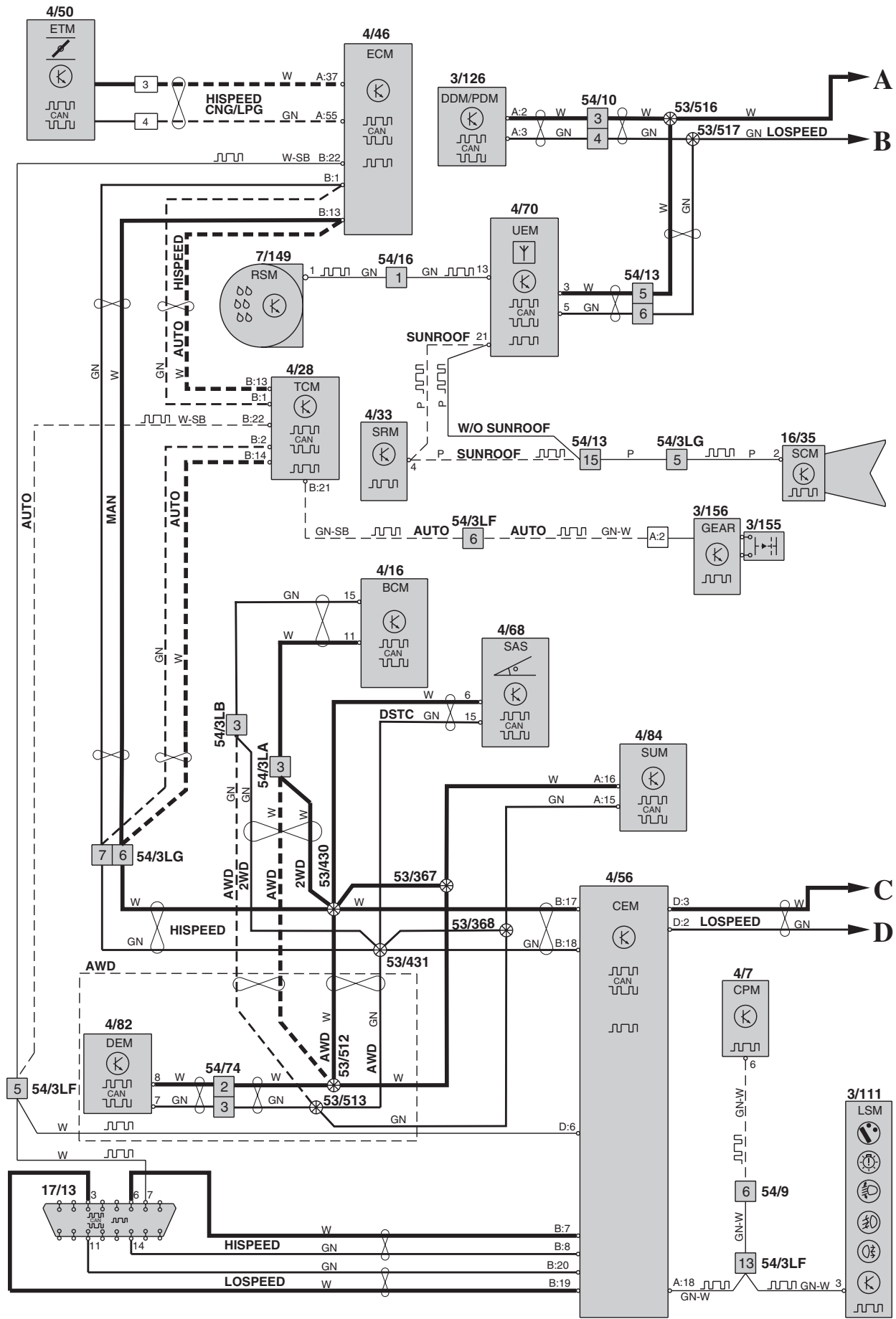


Control modules Rear Electronic Module (REM)

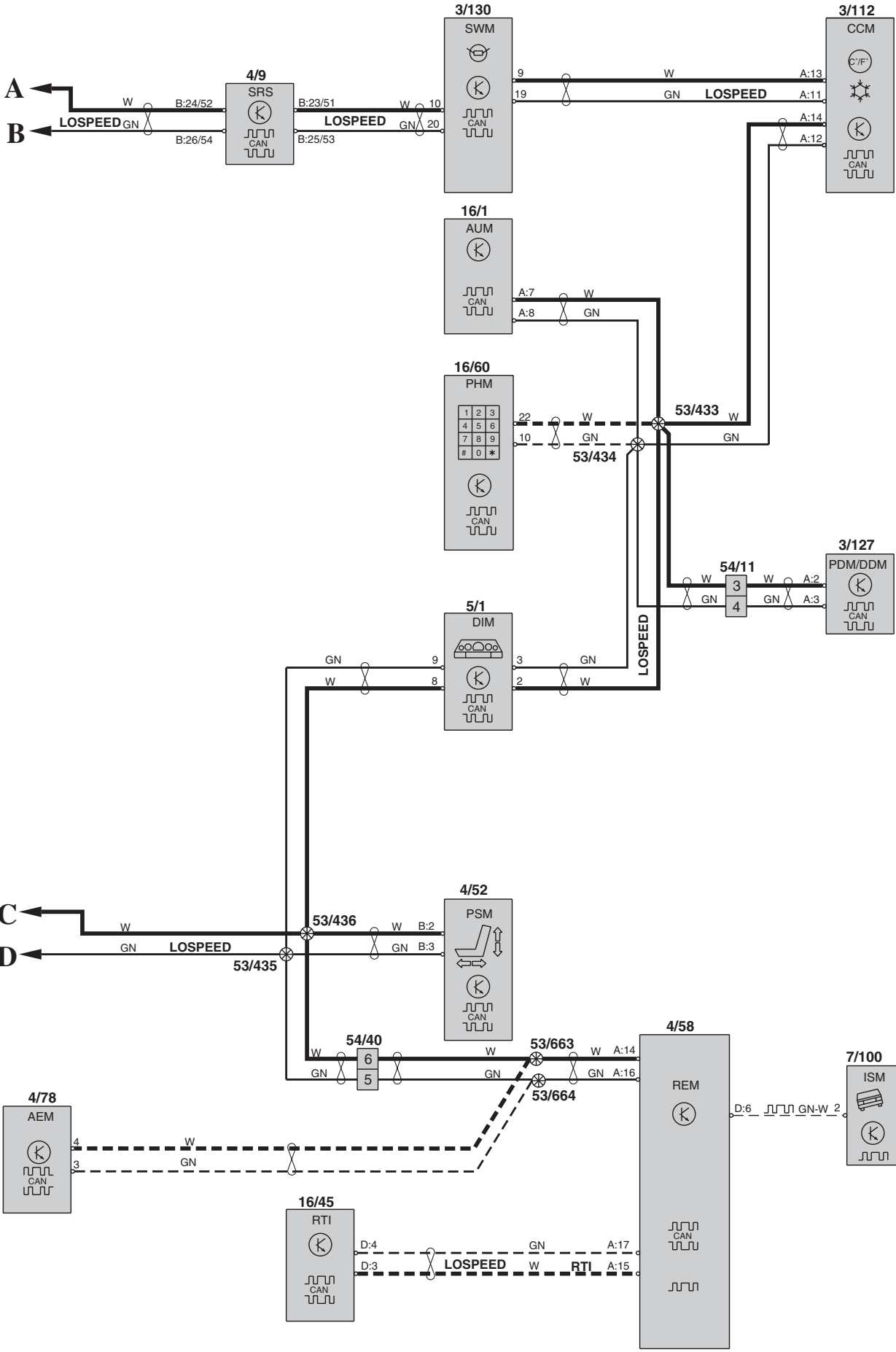


Control modules

Data communication

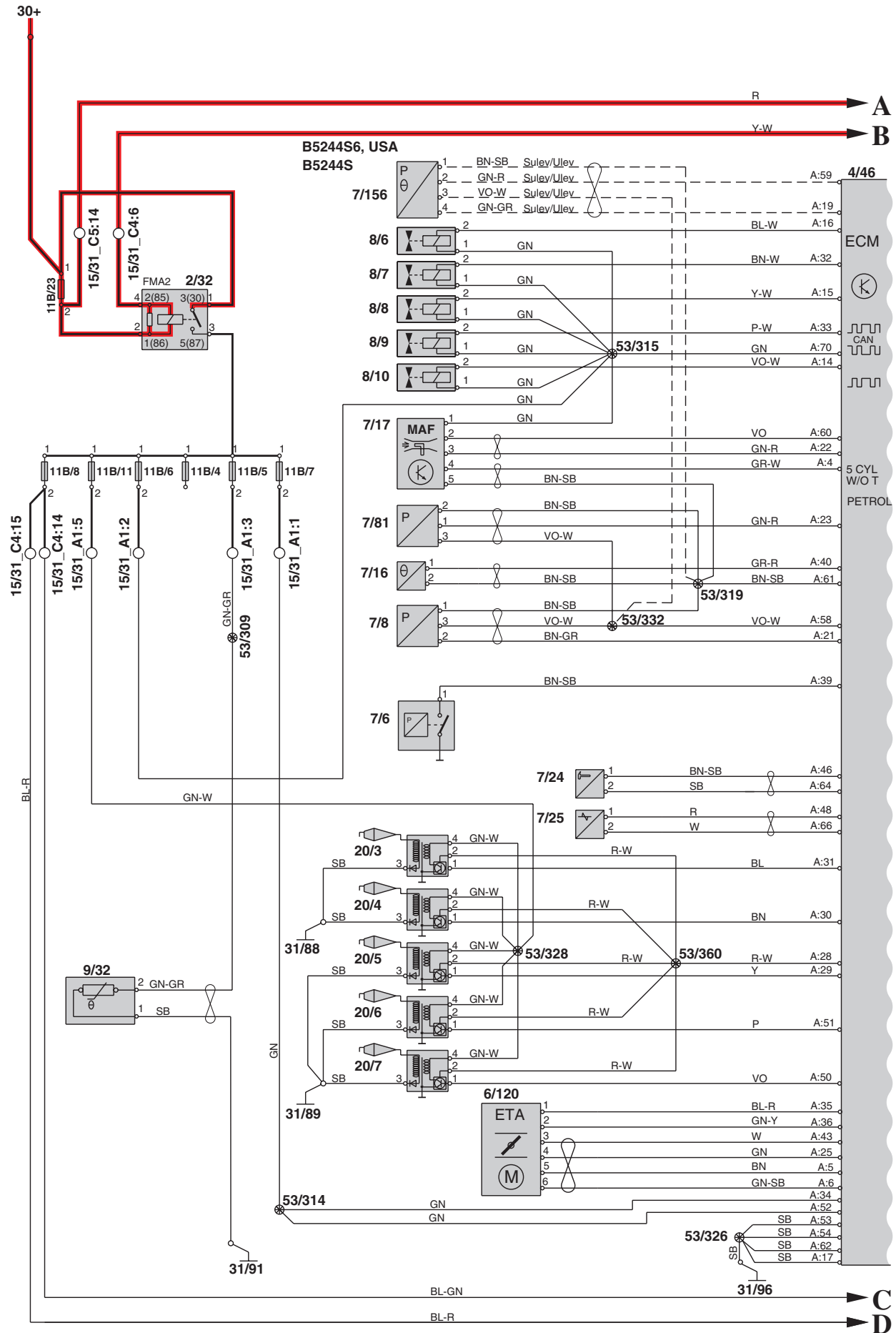


Control modules Data communication

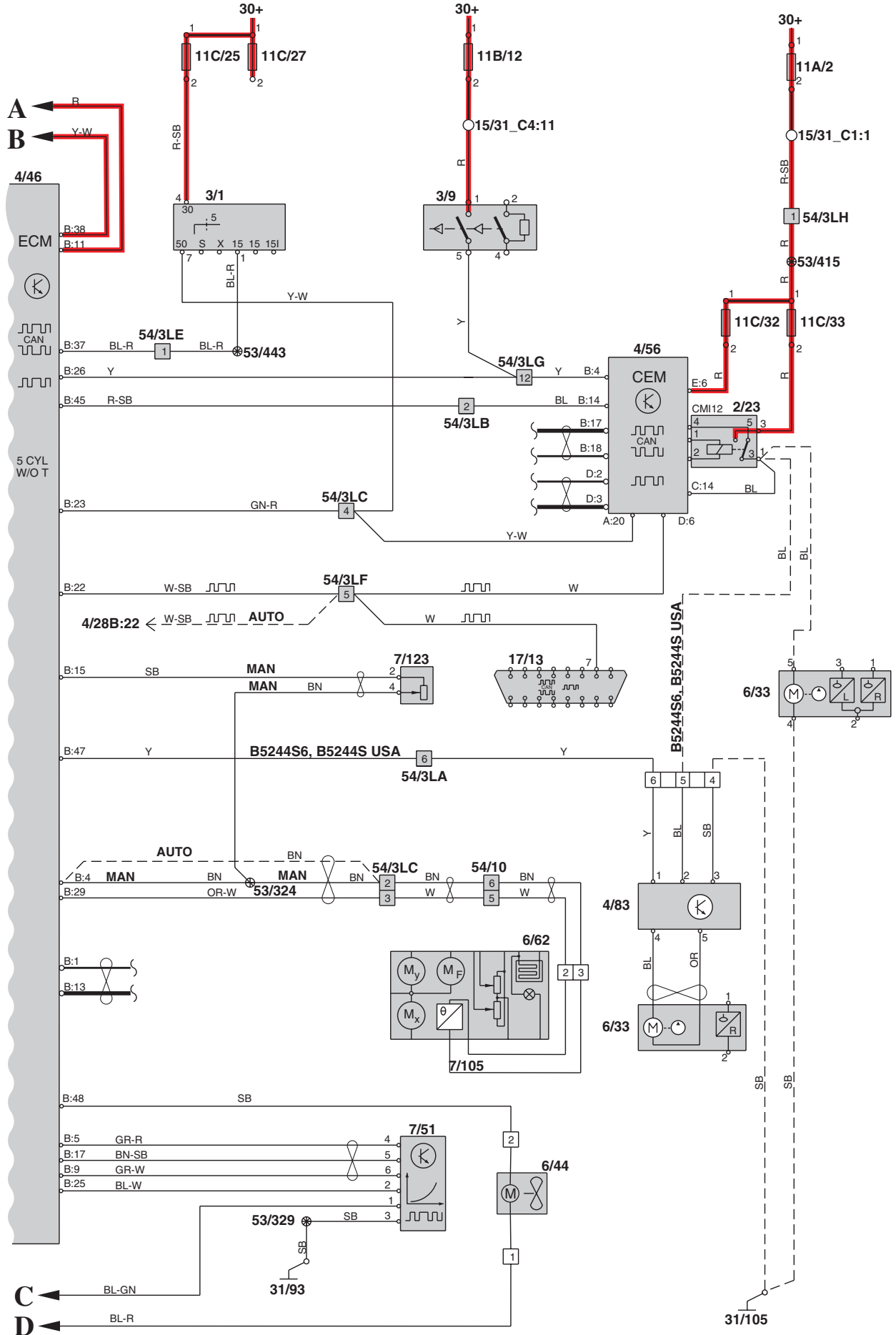


Group 23

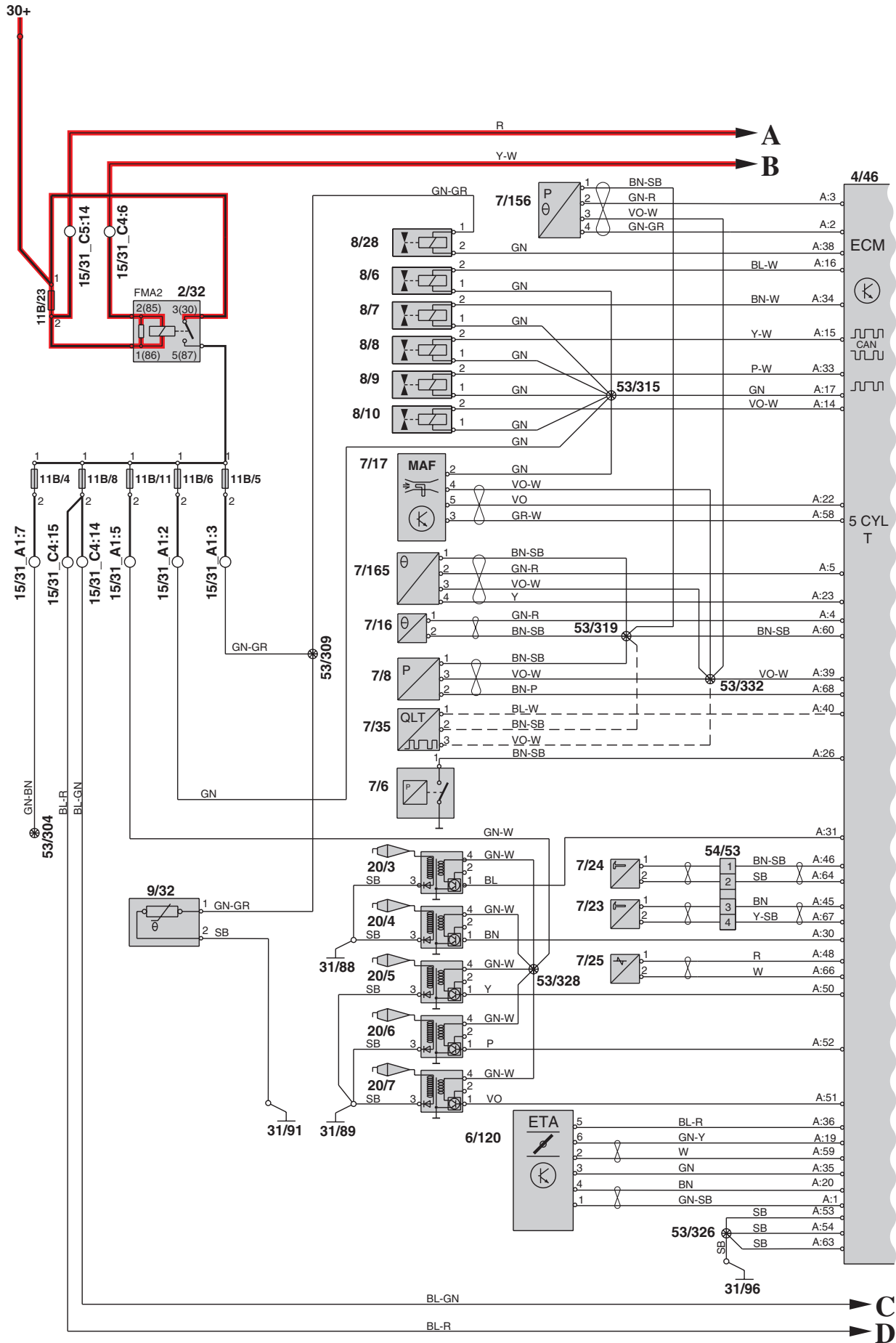
Engine management system, 5-cyl normally aspirated



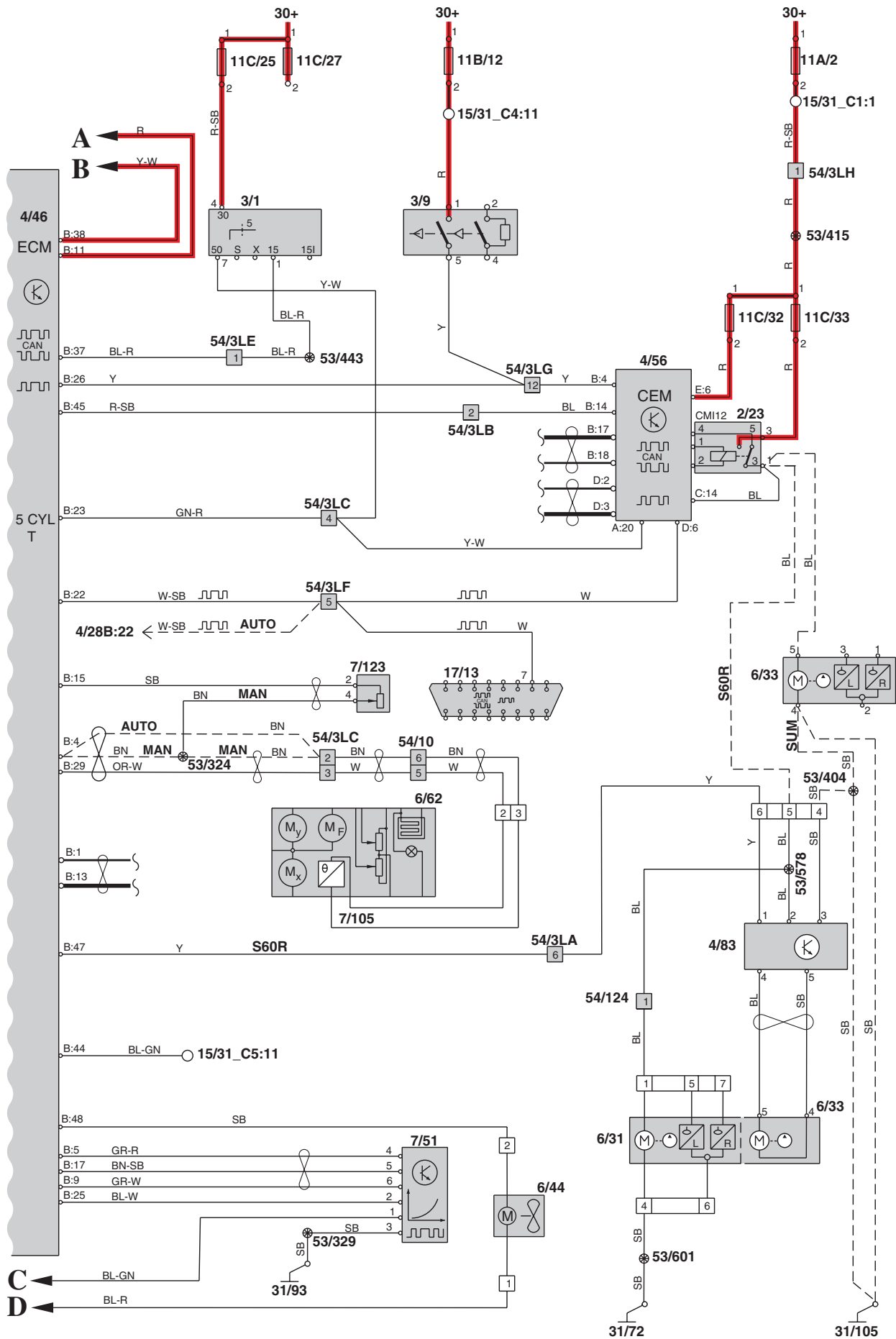
Engine management system, 5-cyl normally aspirated



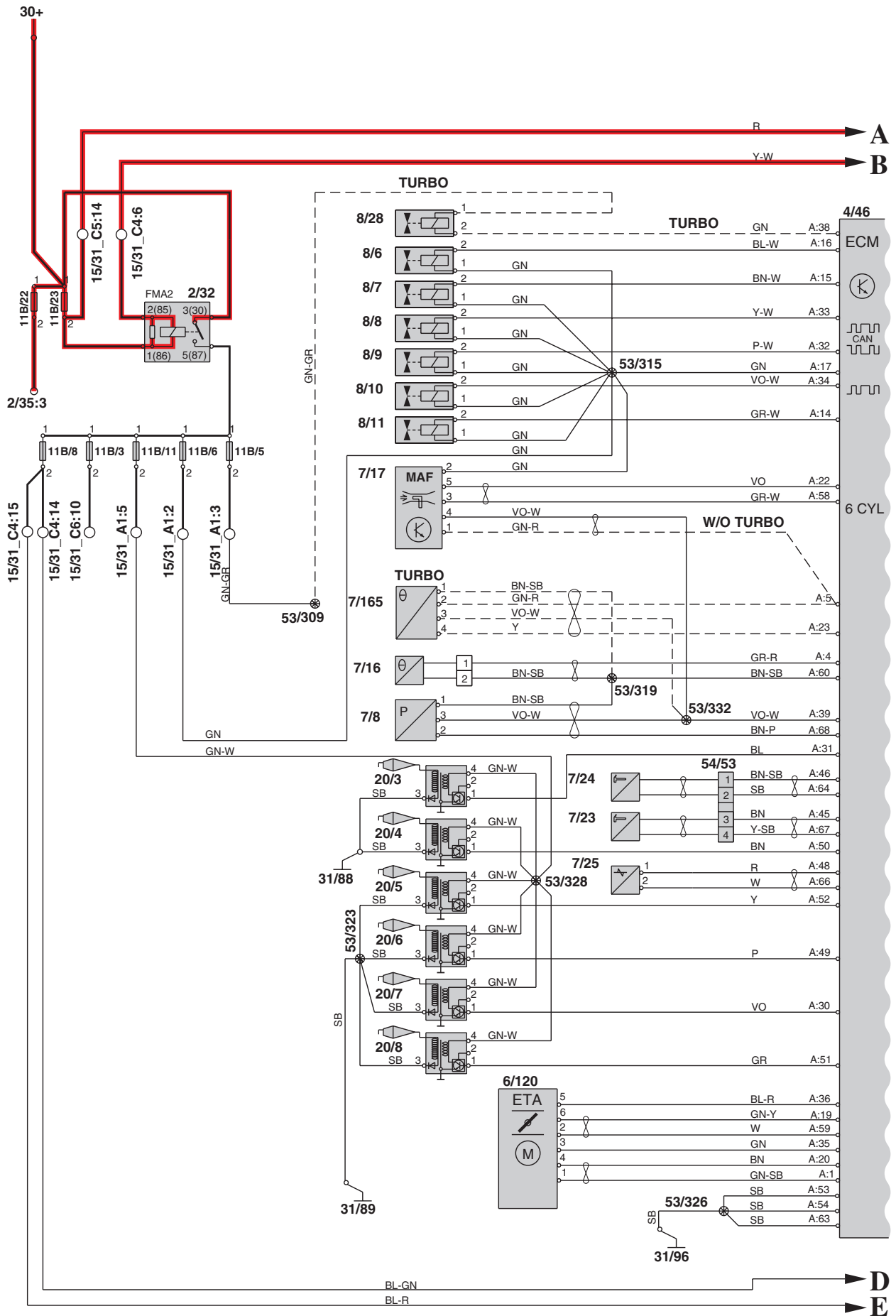
Engine management system, 5-cyl Turbo



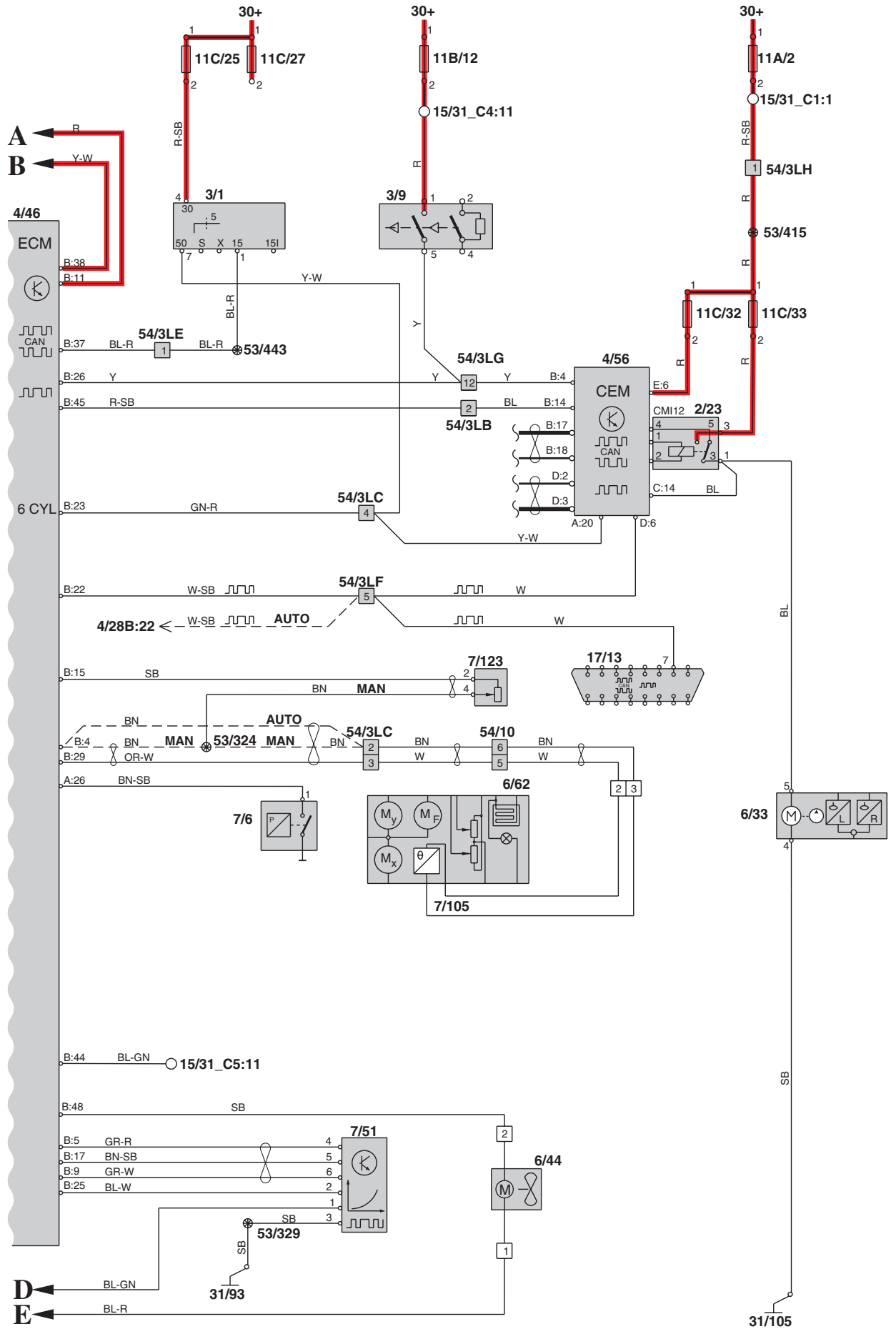
Engine management system, 5-cyl Turbo



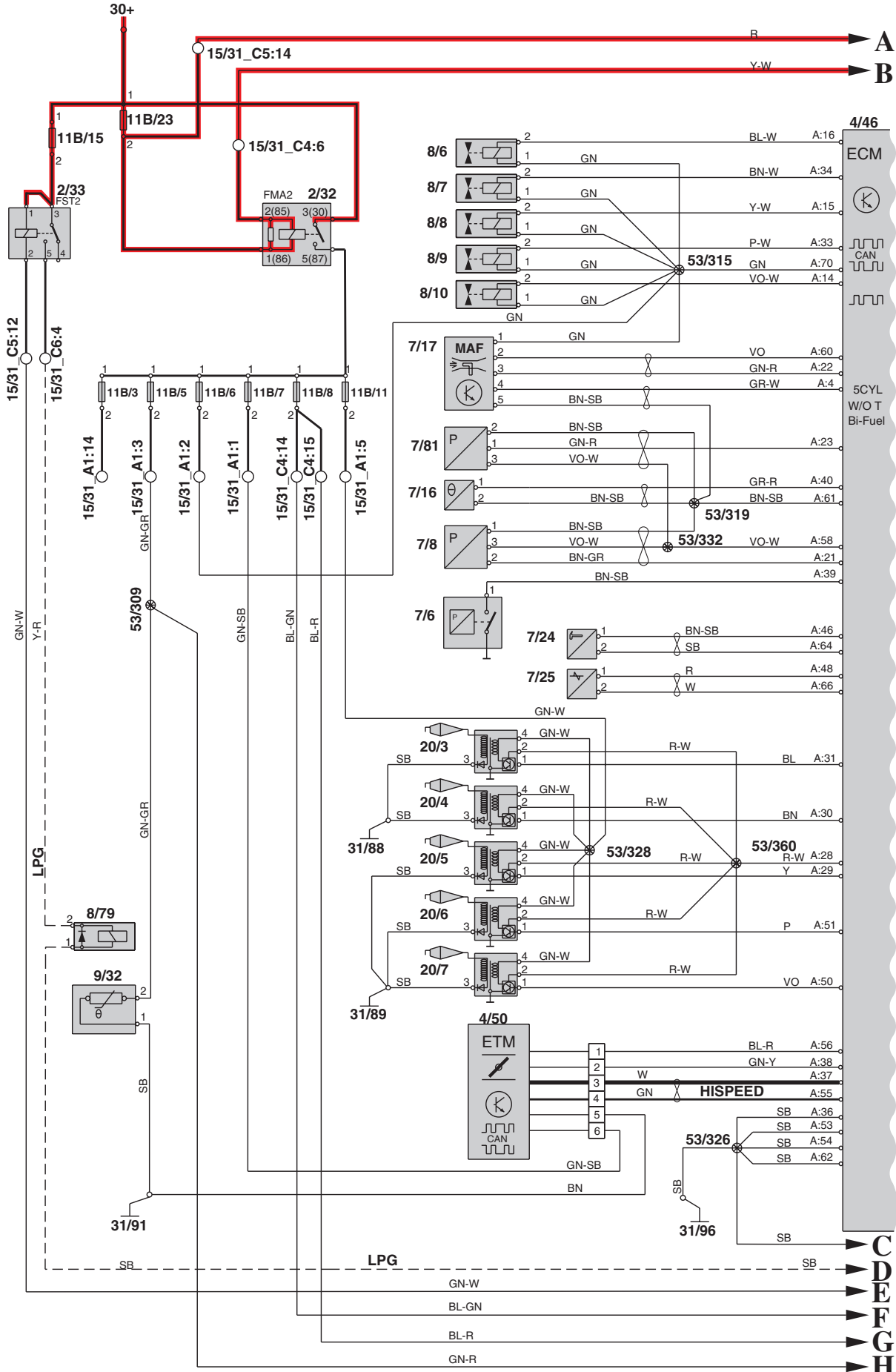
Engine management system, 6-cyl



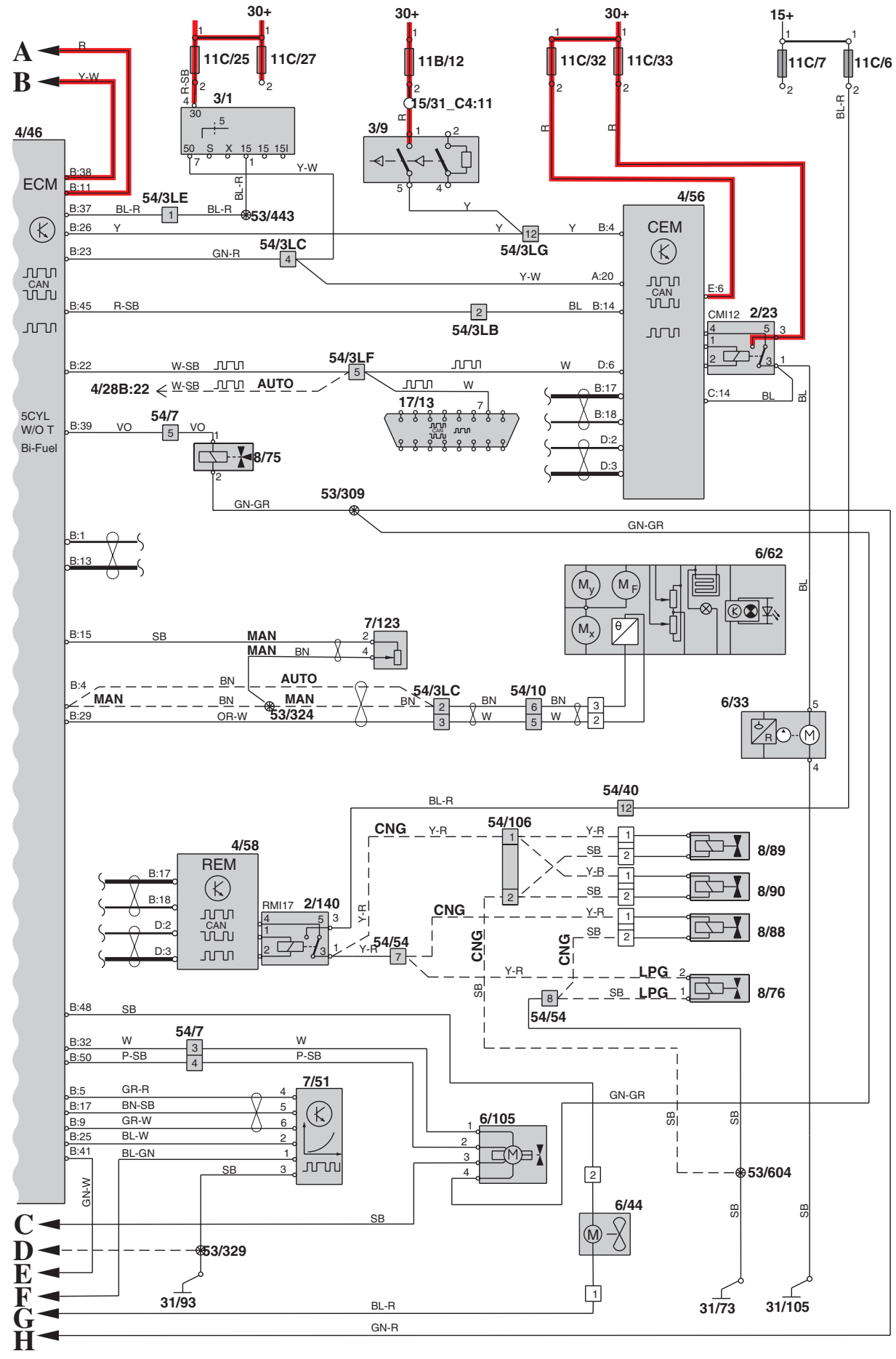
Engine management system, 6-cyl



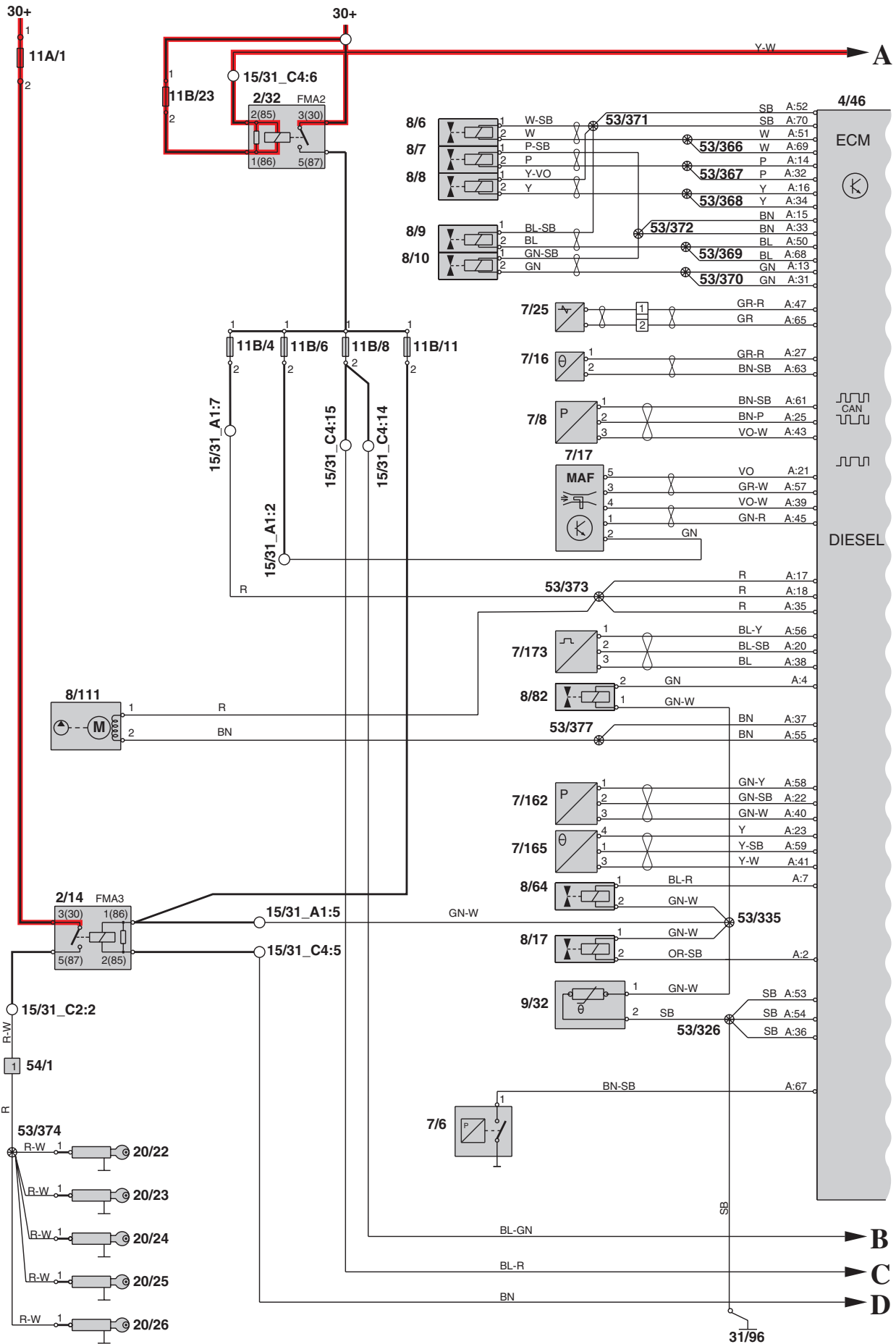
Engine management system, Bi-fuel



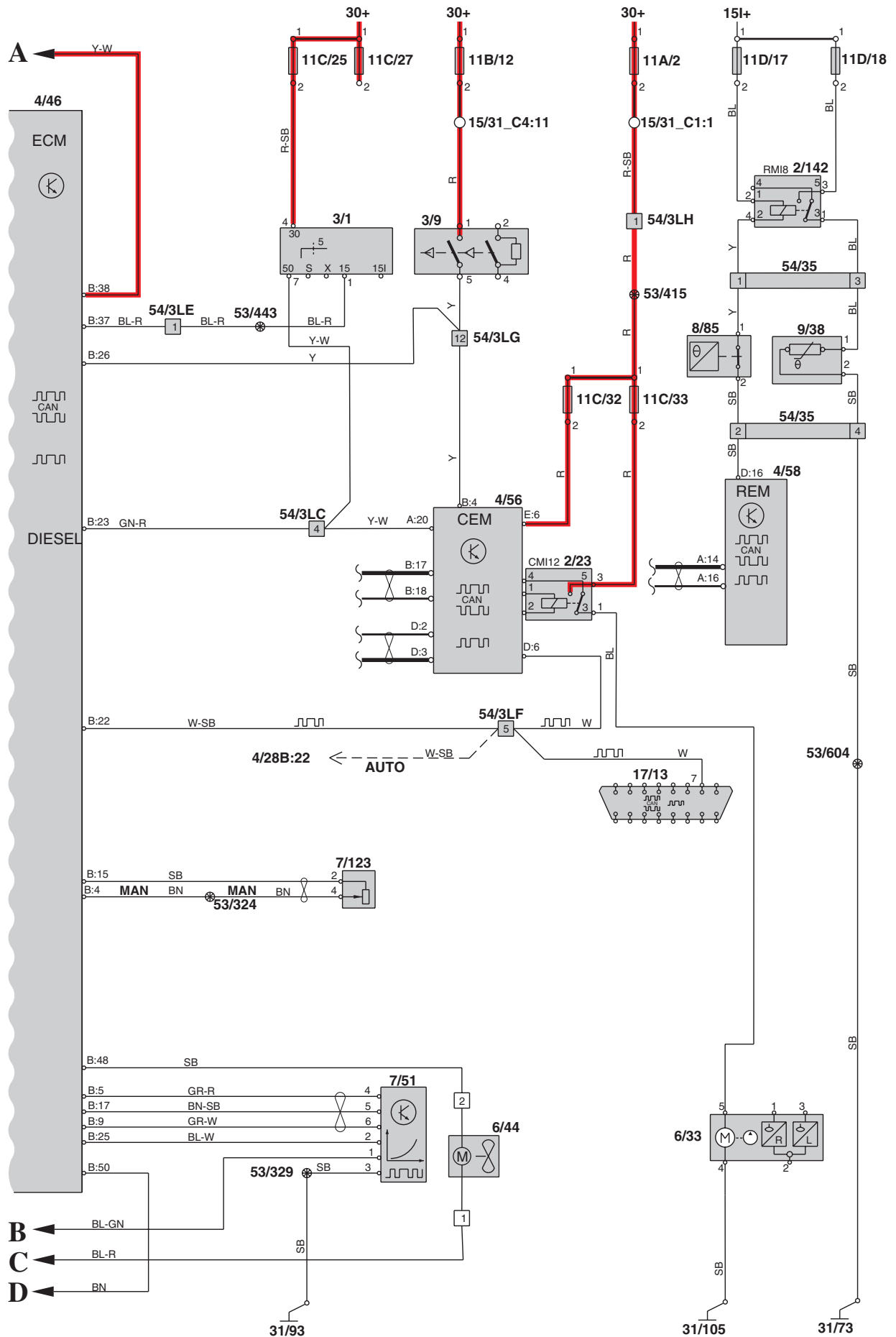
Engine management system, Bi-fuel



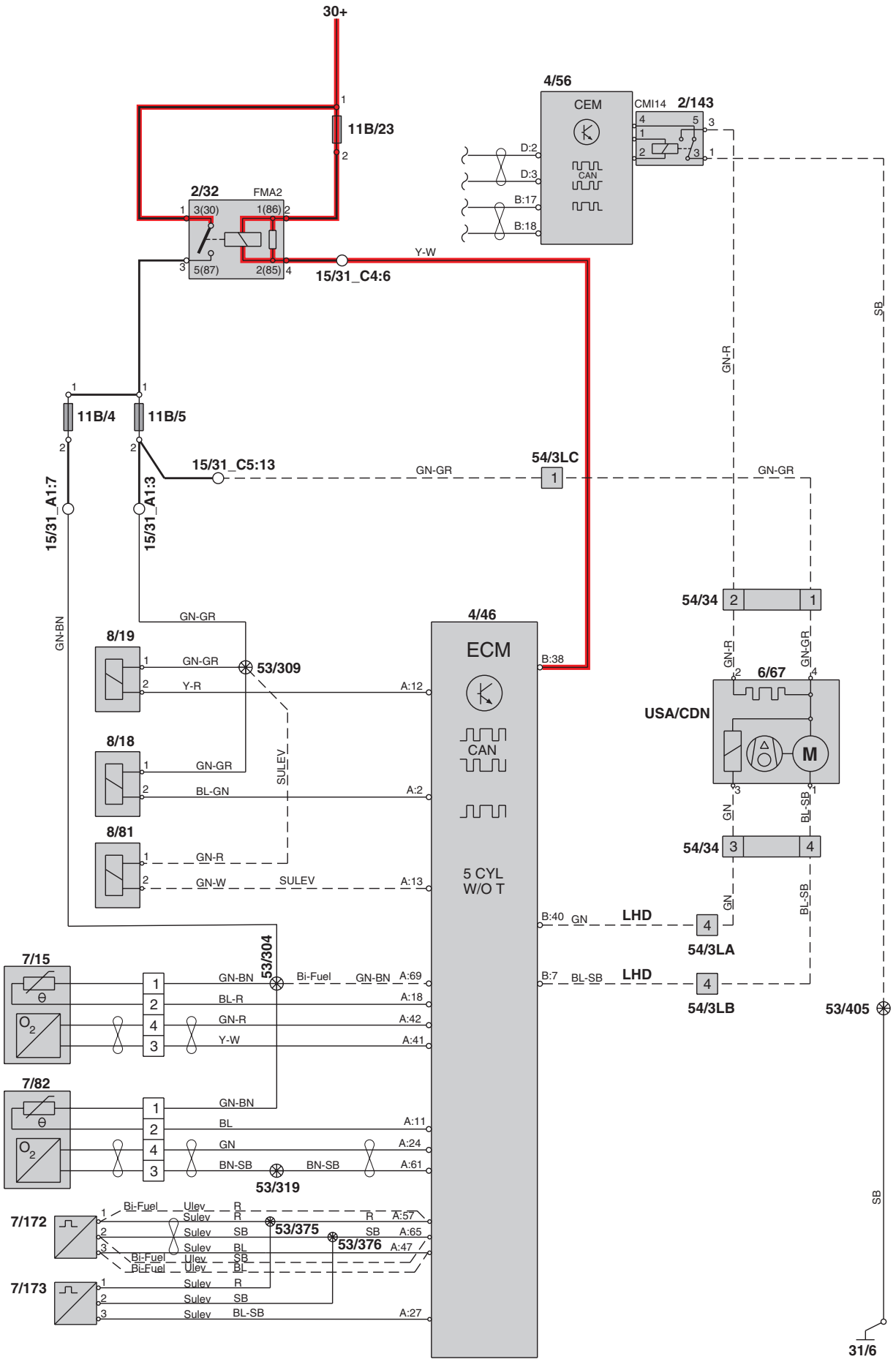
Engine management system, Diesel



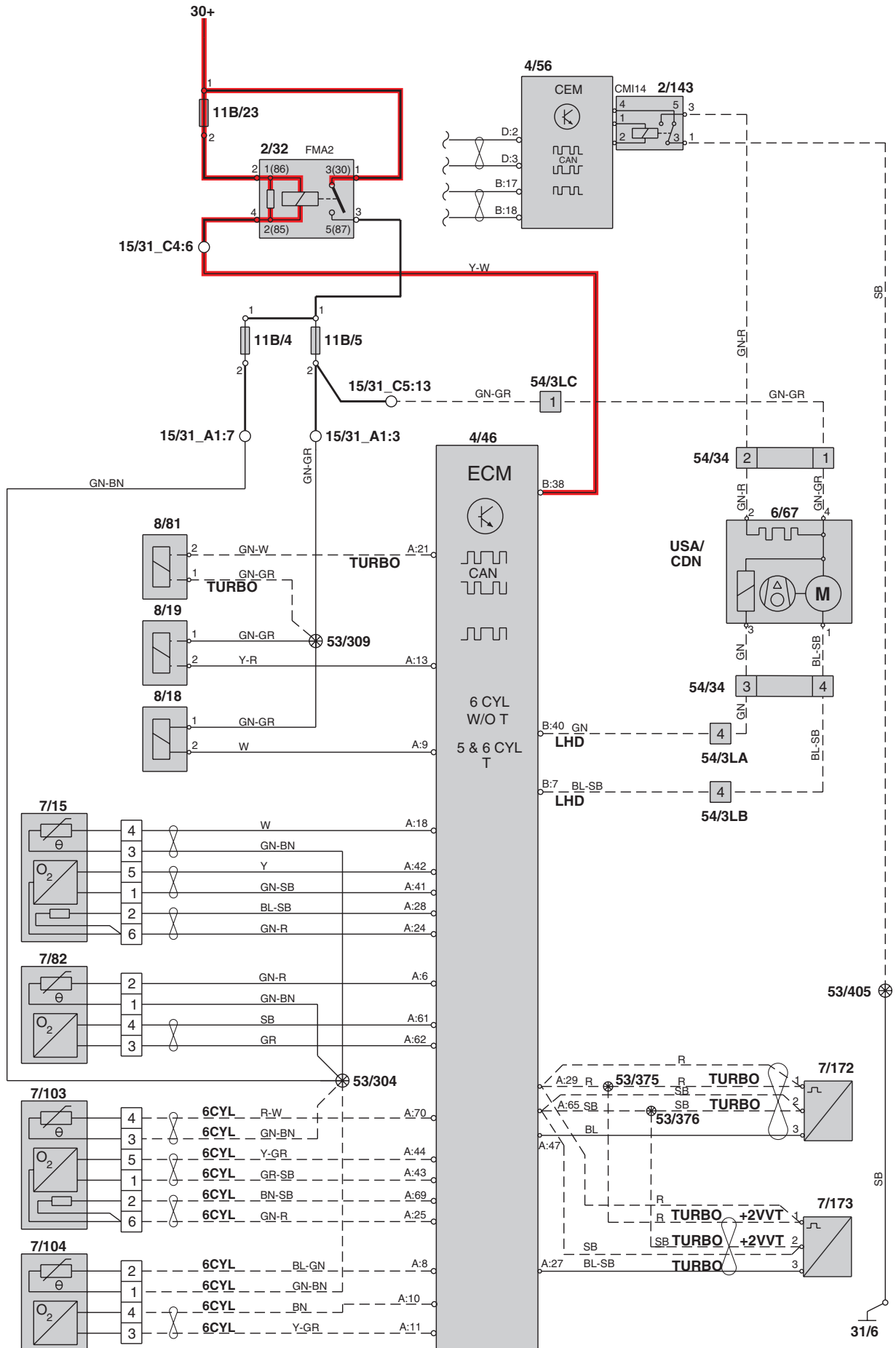
Engine management system, Diesel



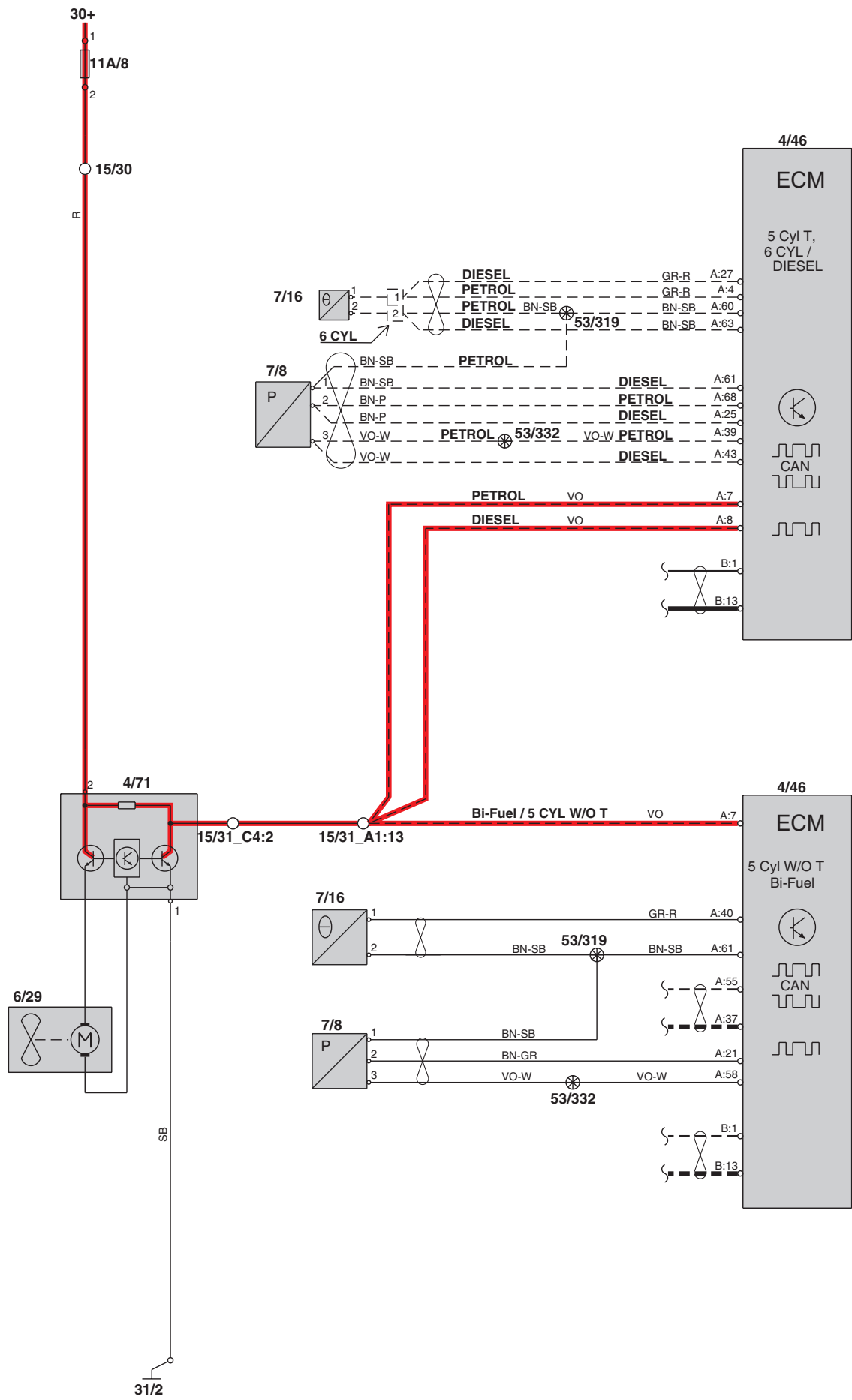
Emission control, 5-cyl normally aspirated



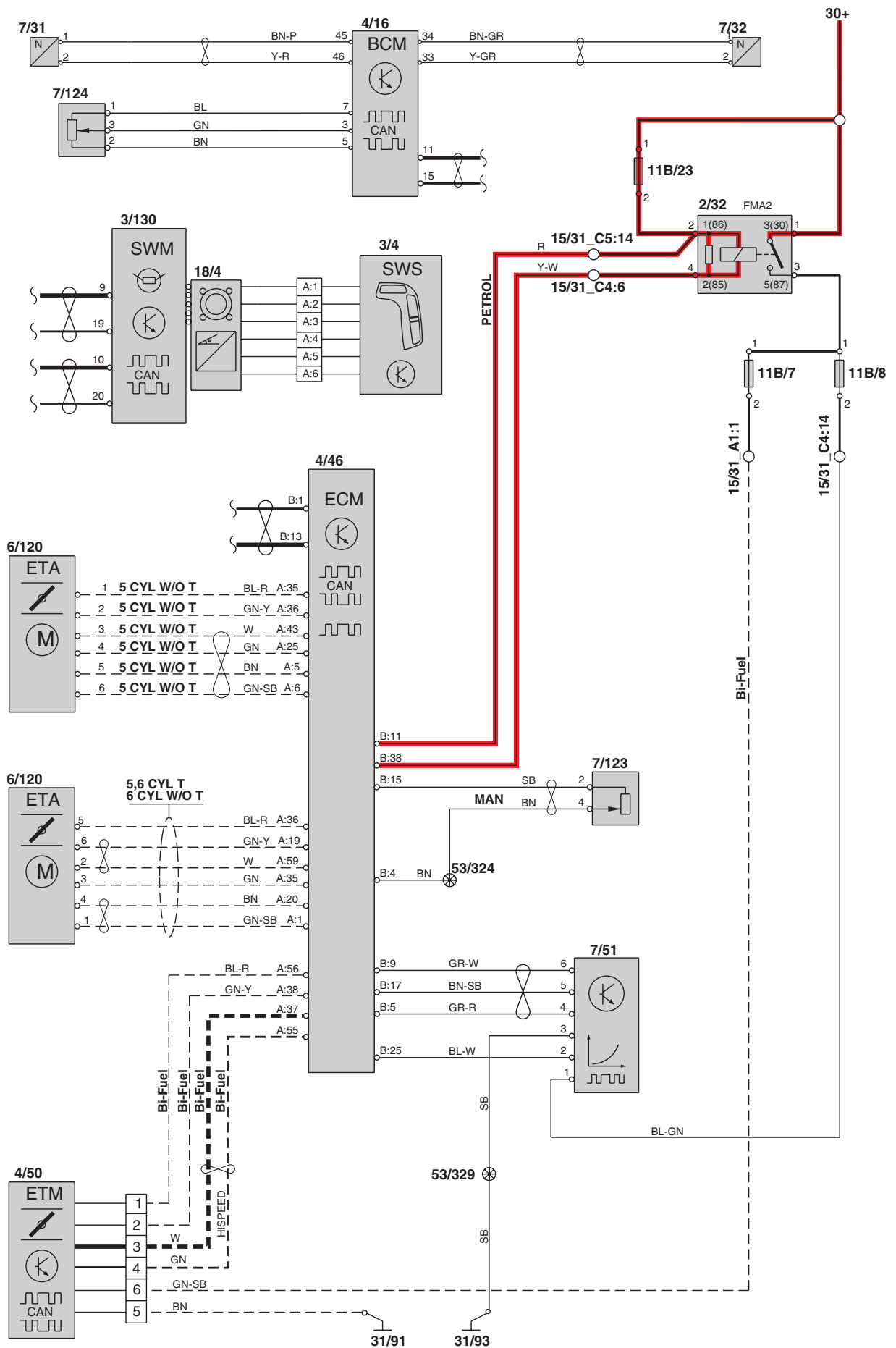
Emission control, 6-cyl & 5-cyl Turbo



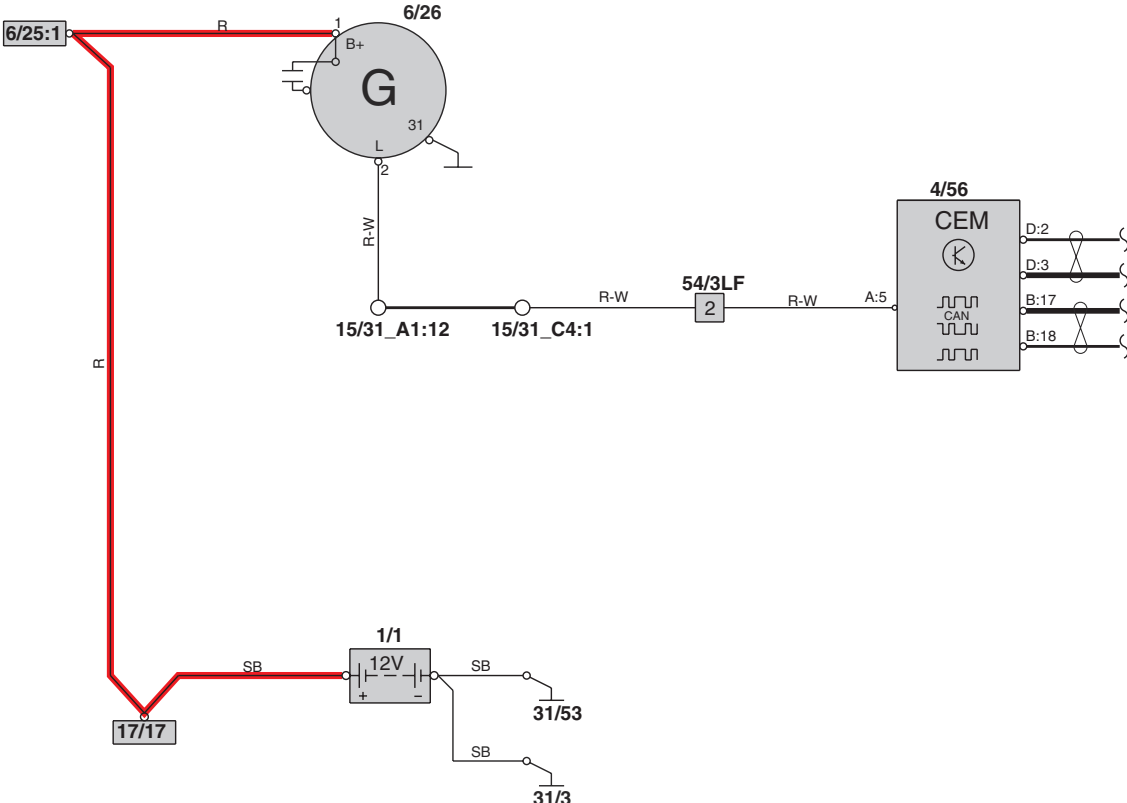
Group 26 Cooling fan



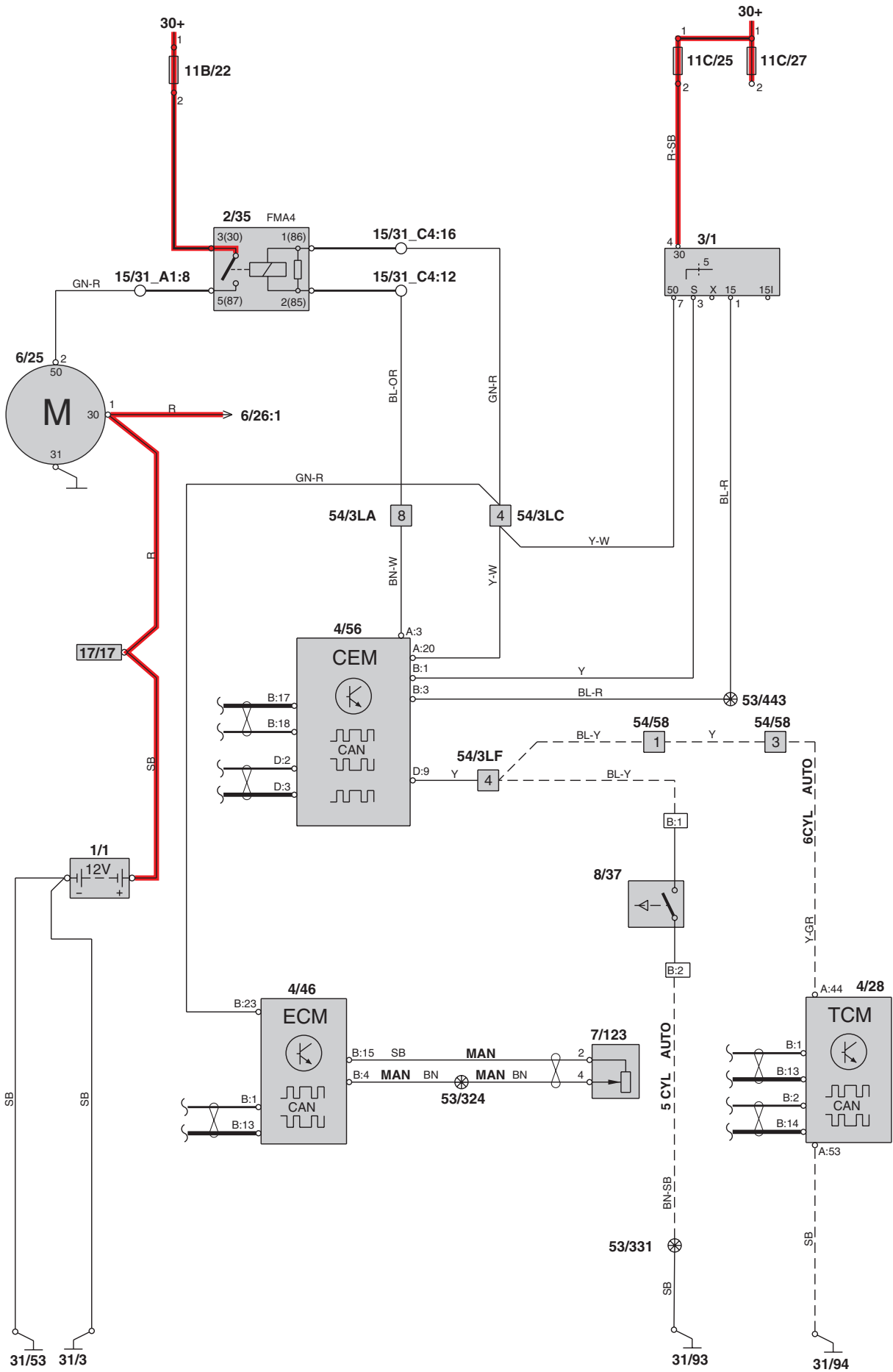
Group 27 Cruise control



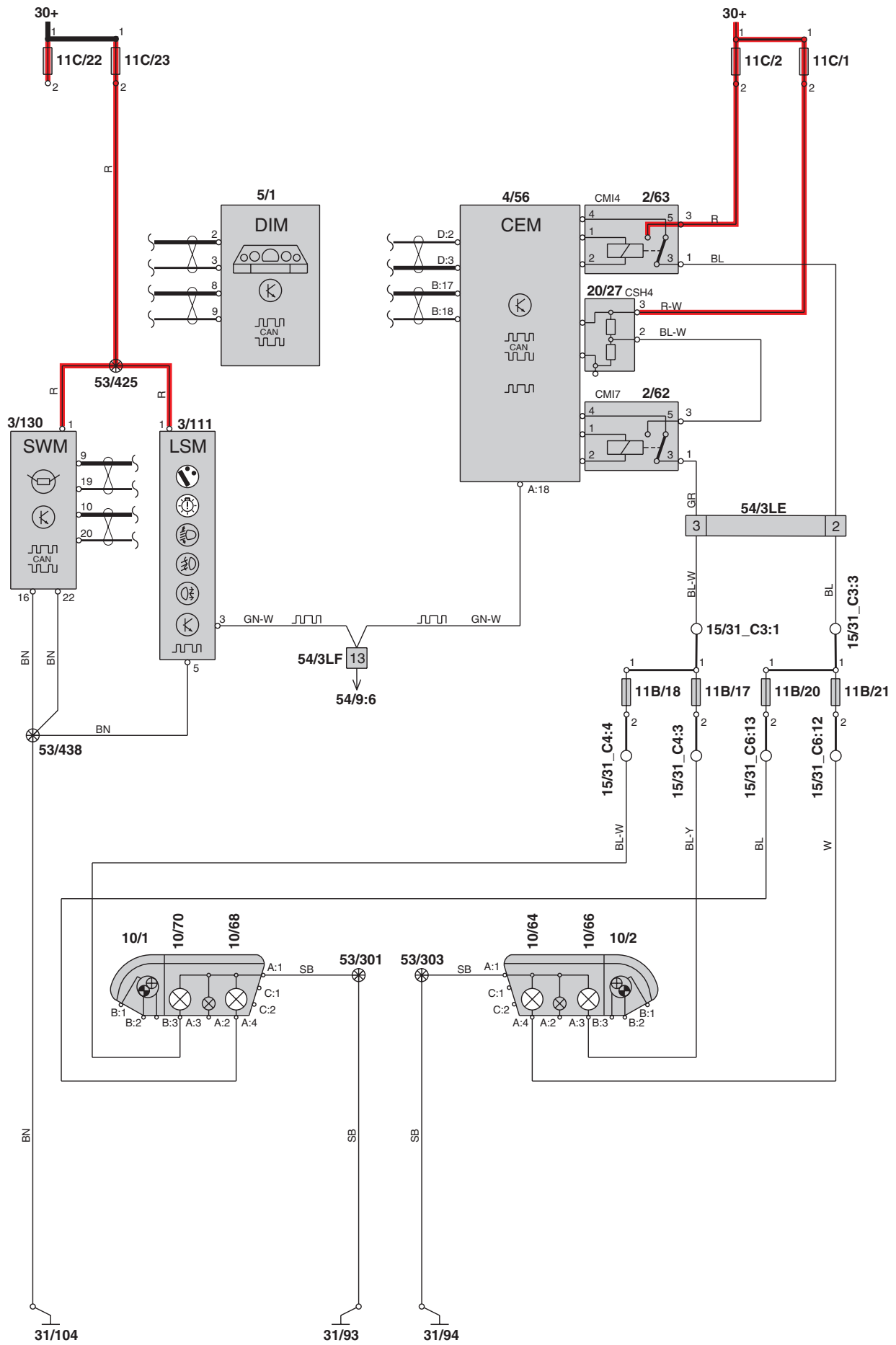
Group 32
Power supply



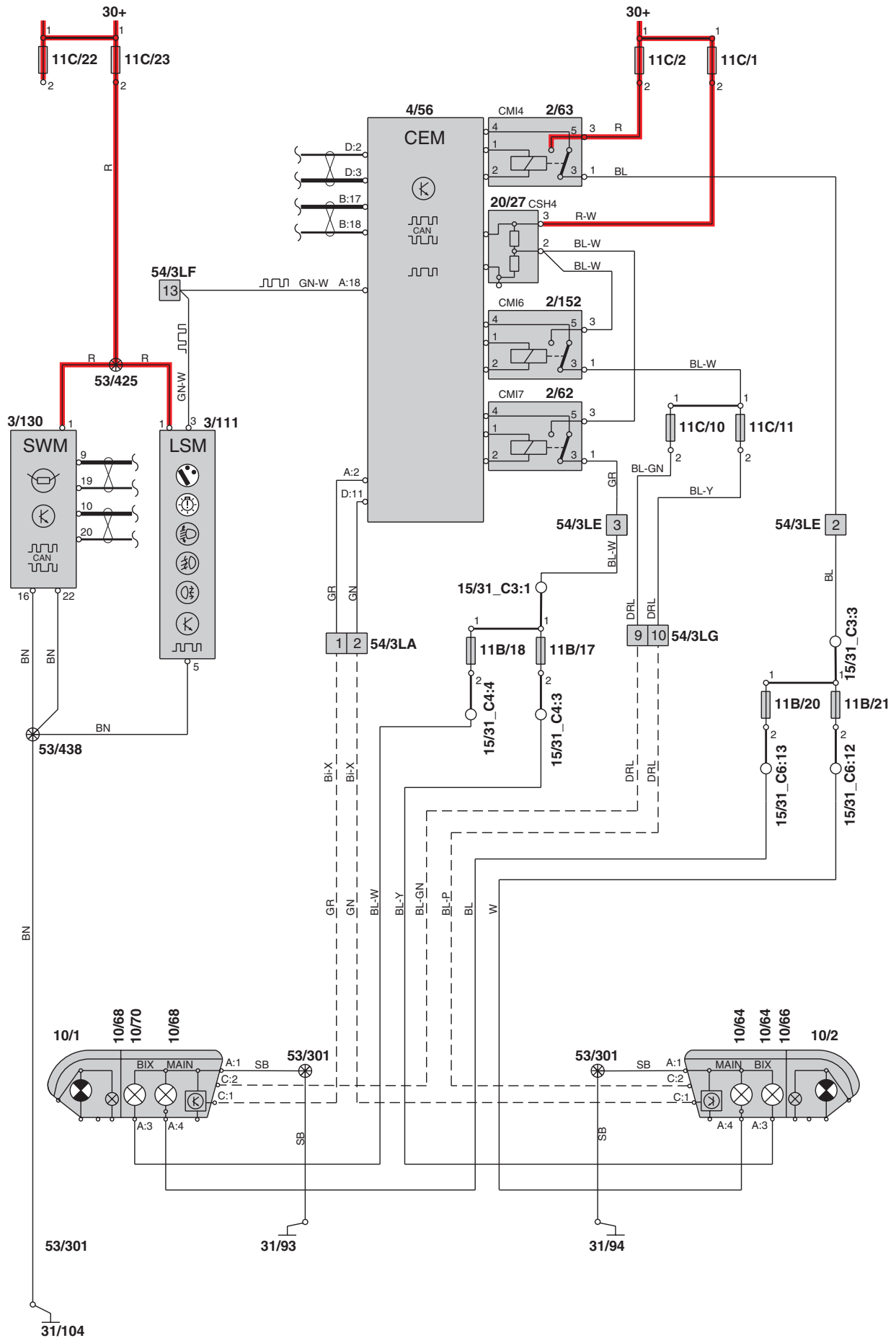
Group 33 Starting system



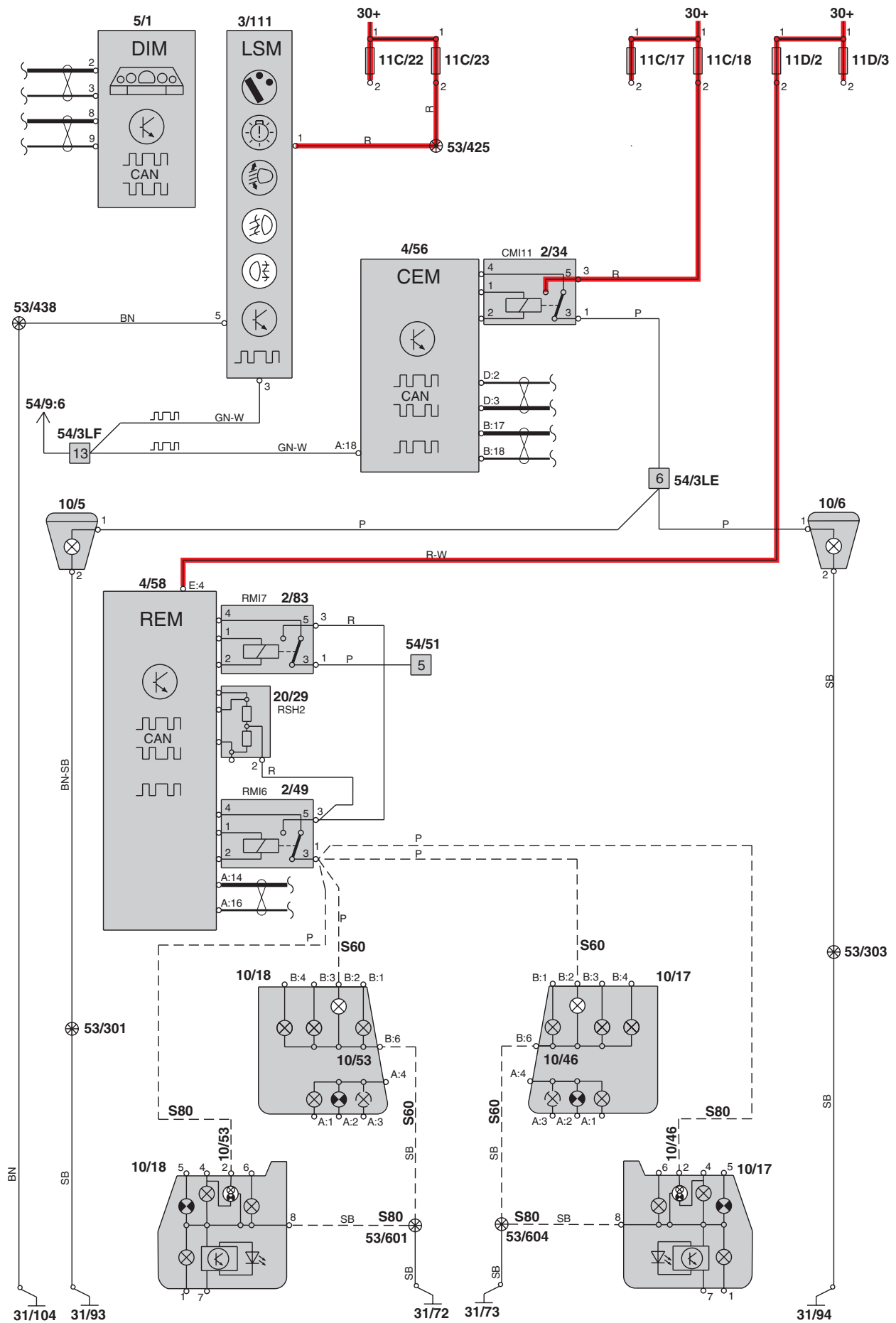
Group 35 High and low beam



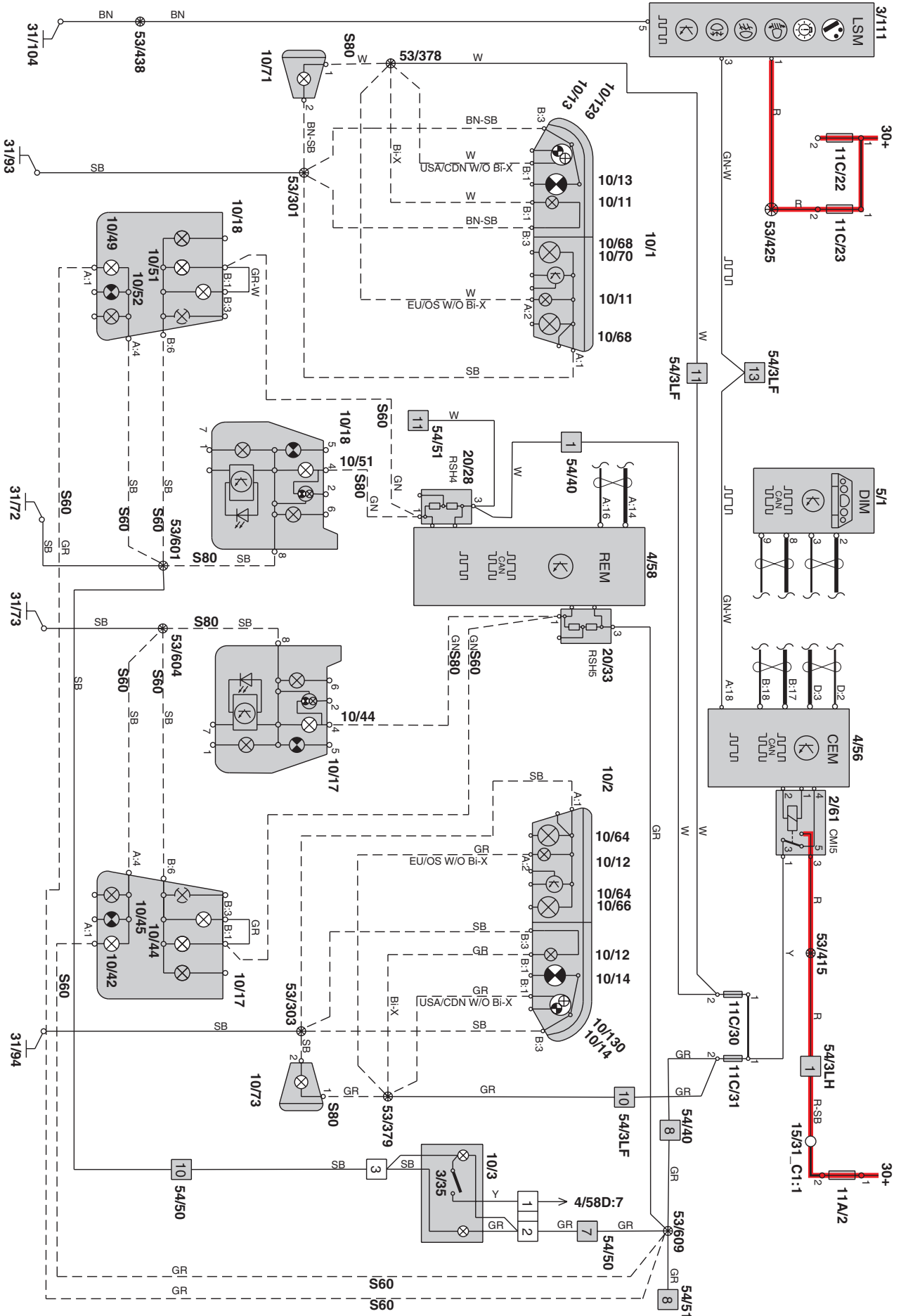
High and low beam, Bi-Xenon



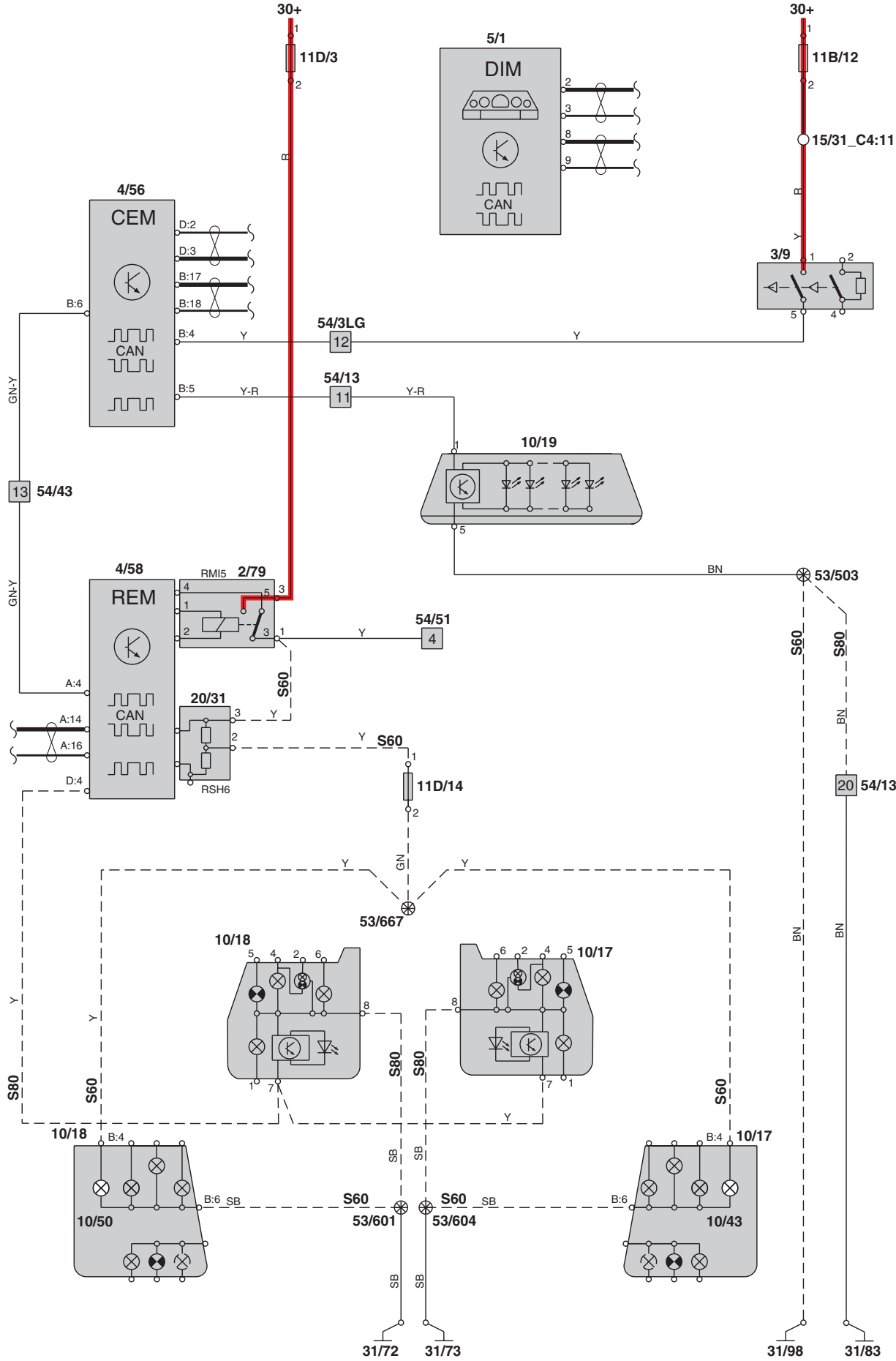
Fog lights



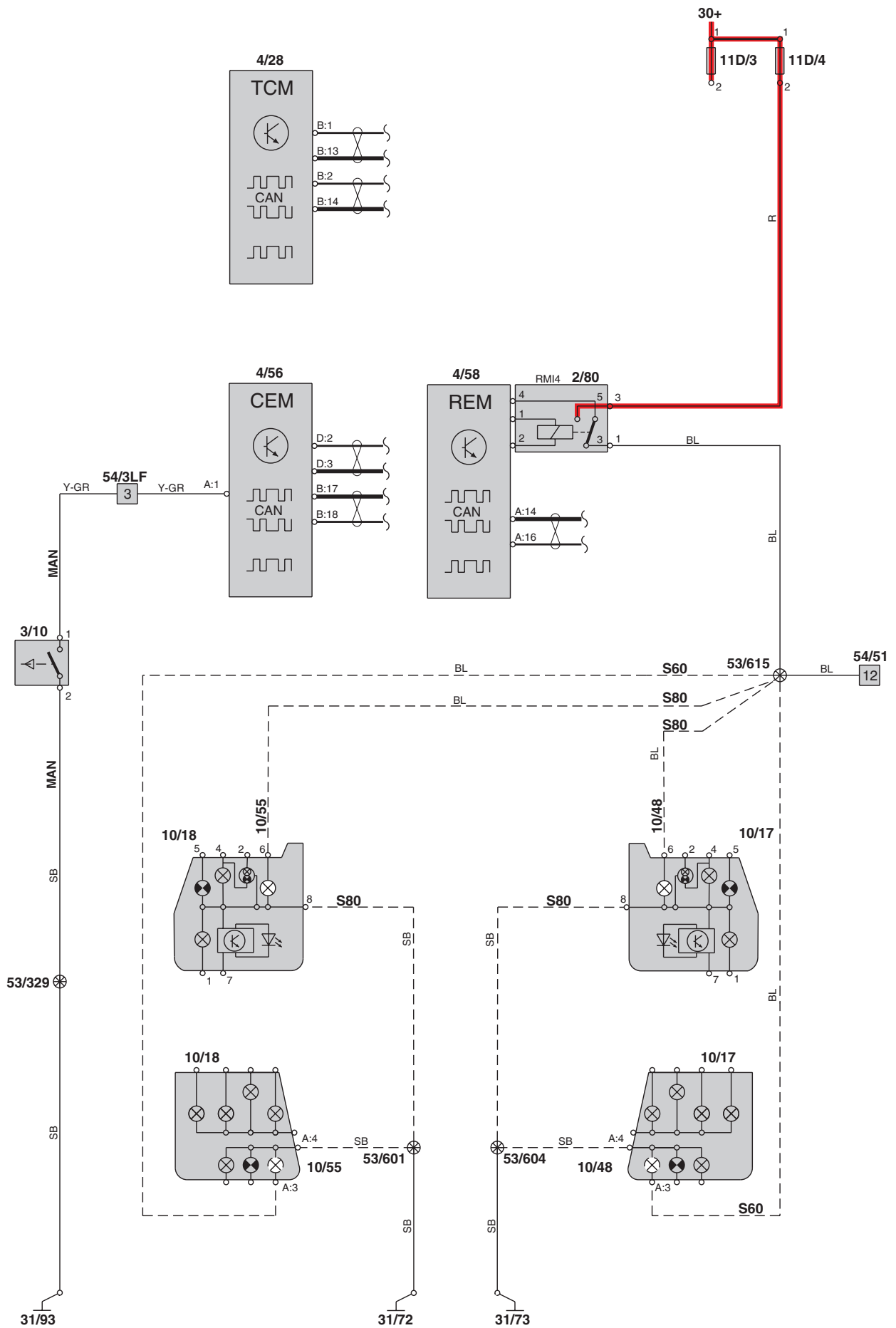
Parking lights, tail lights and license plate lighting



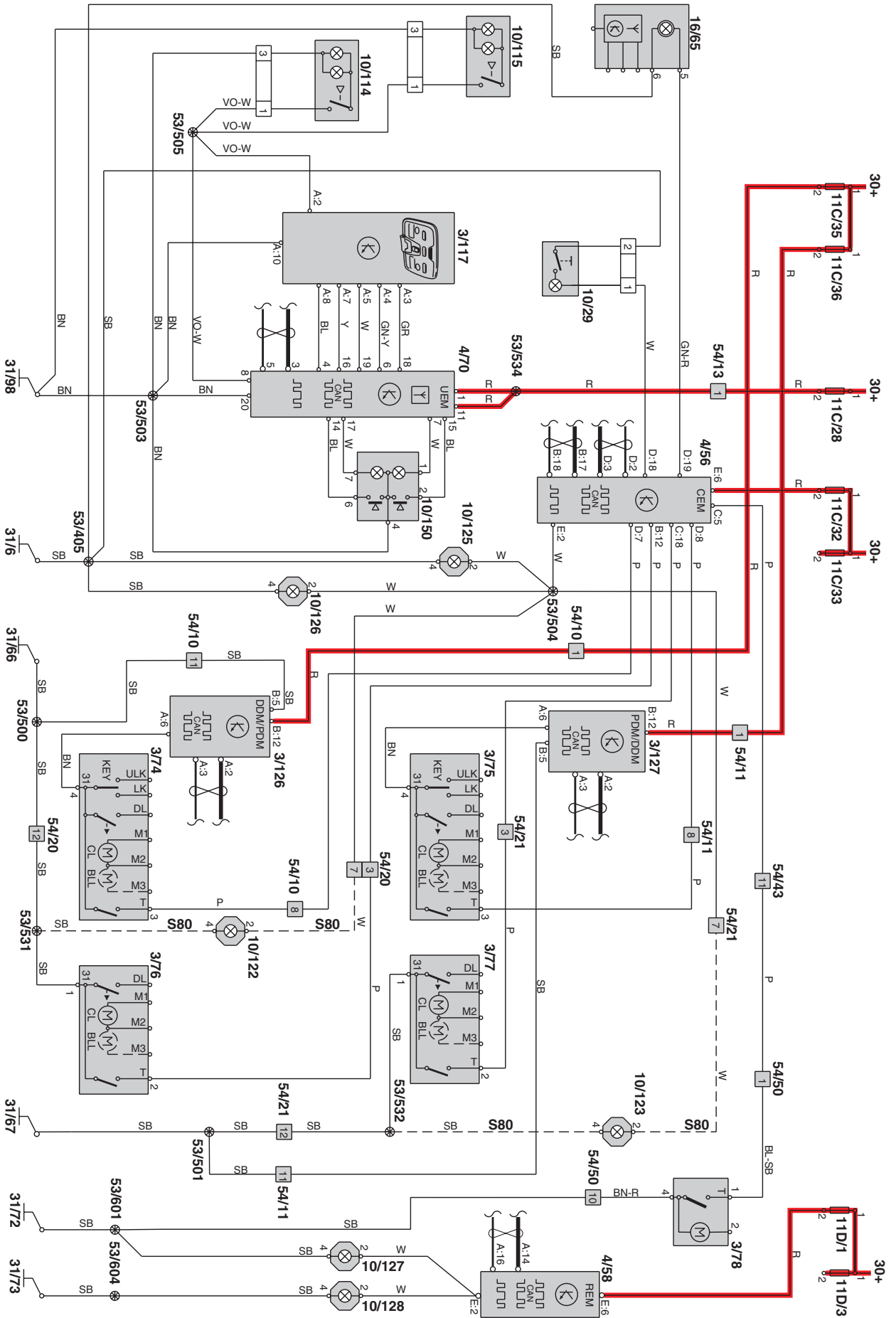
Brake lights



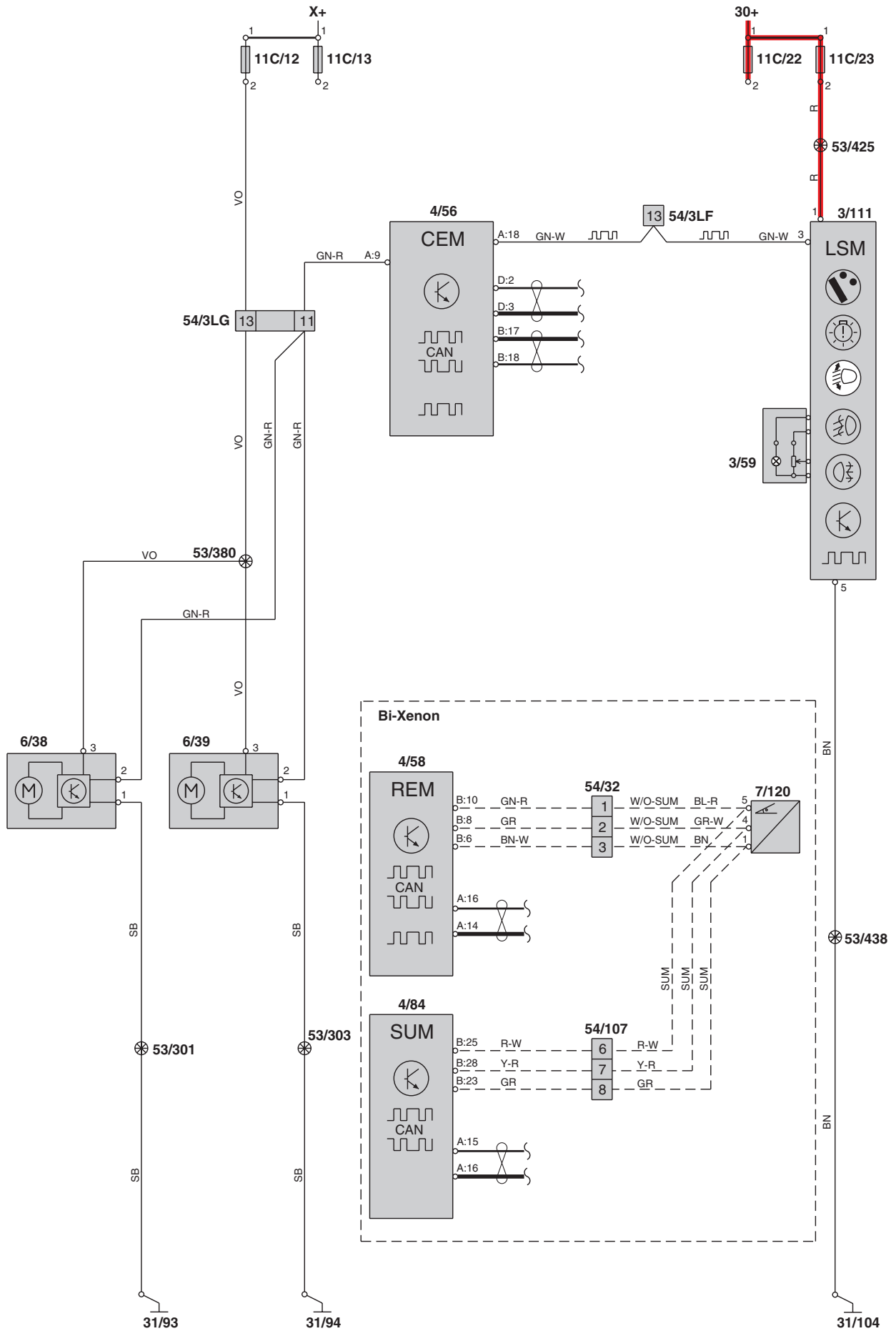
Reversing lights



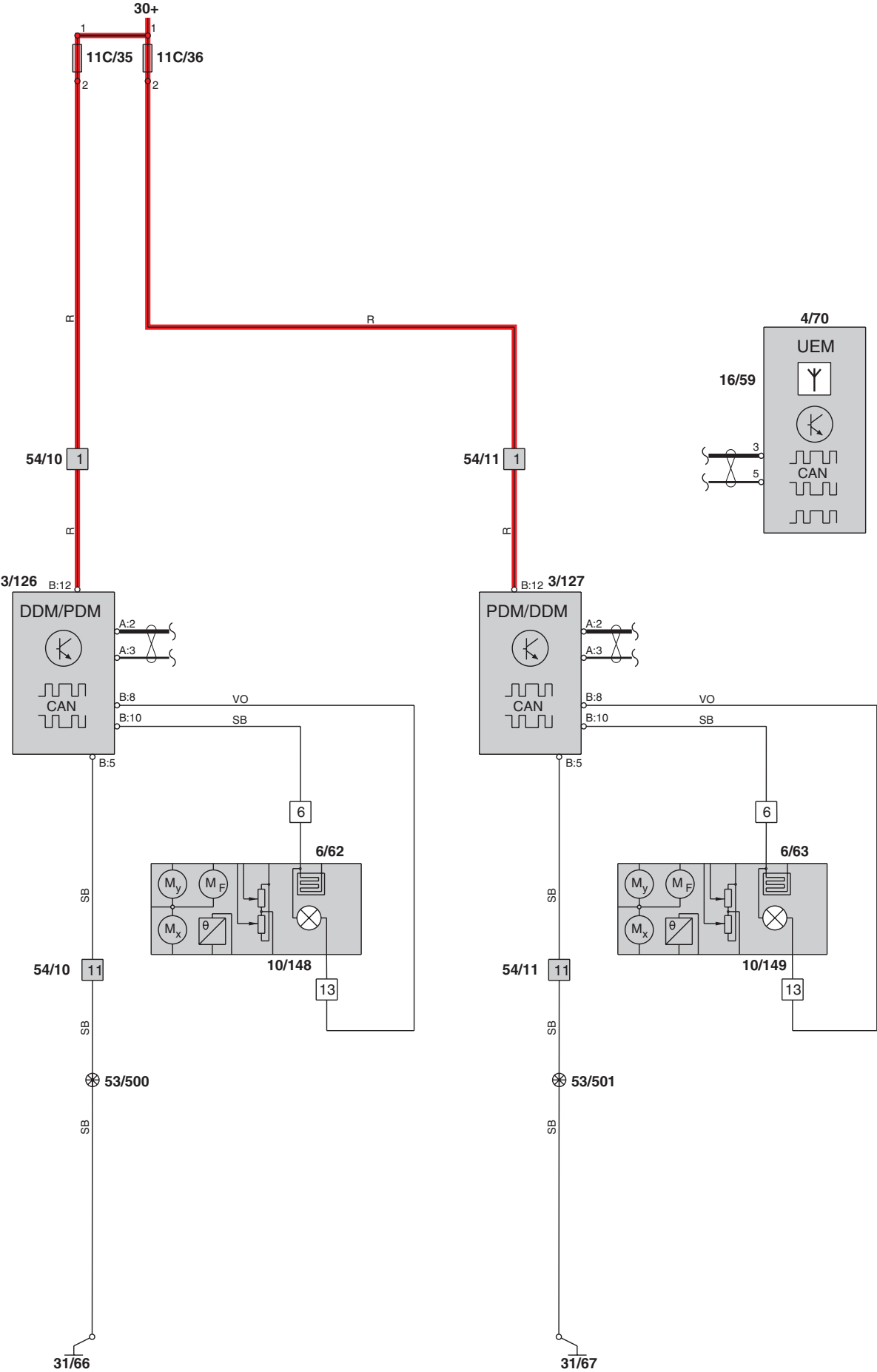
Interior lighting



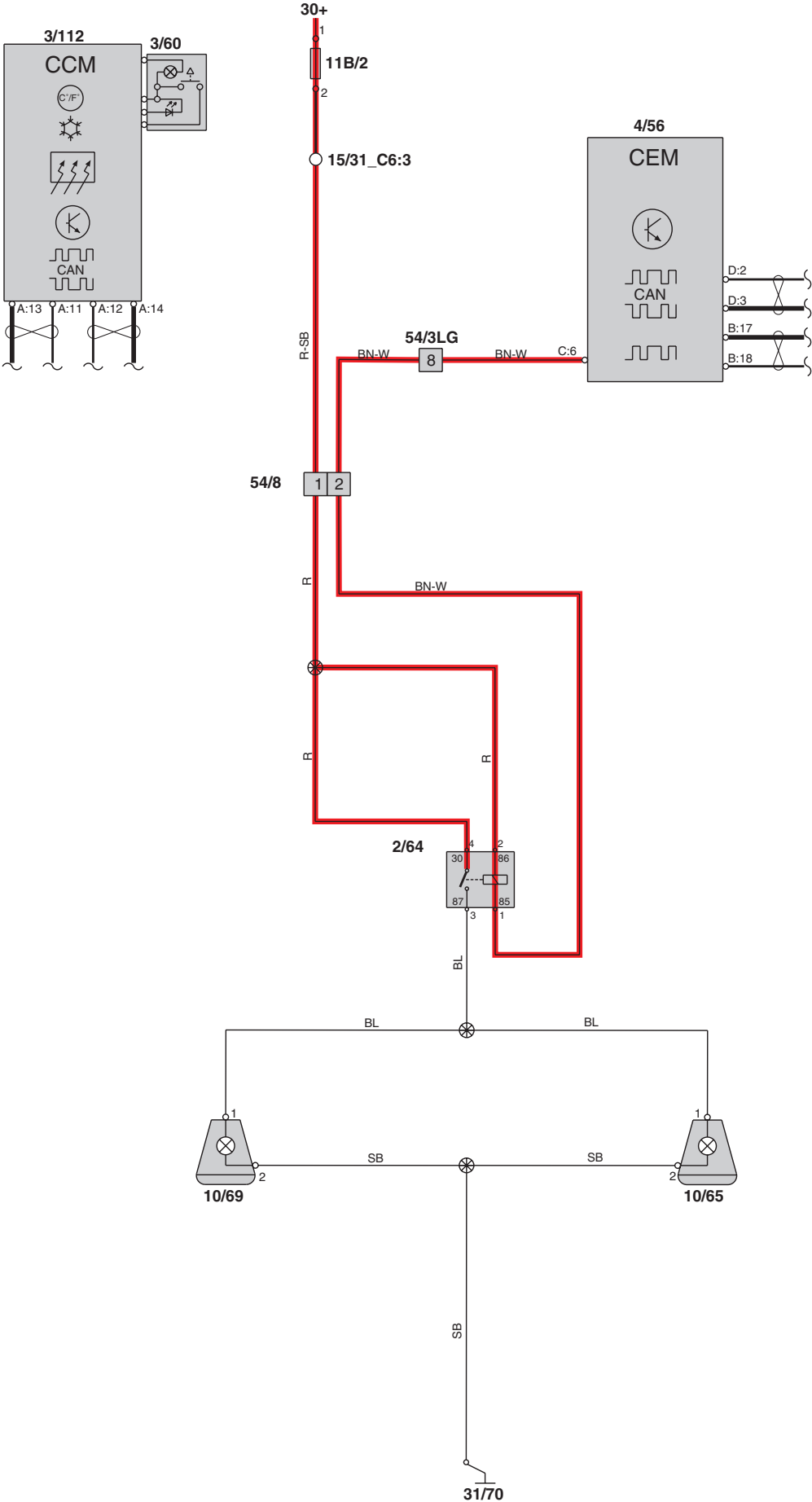
Beam length adjustment



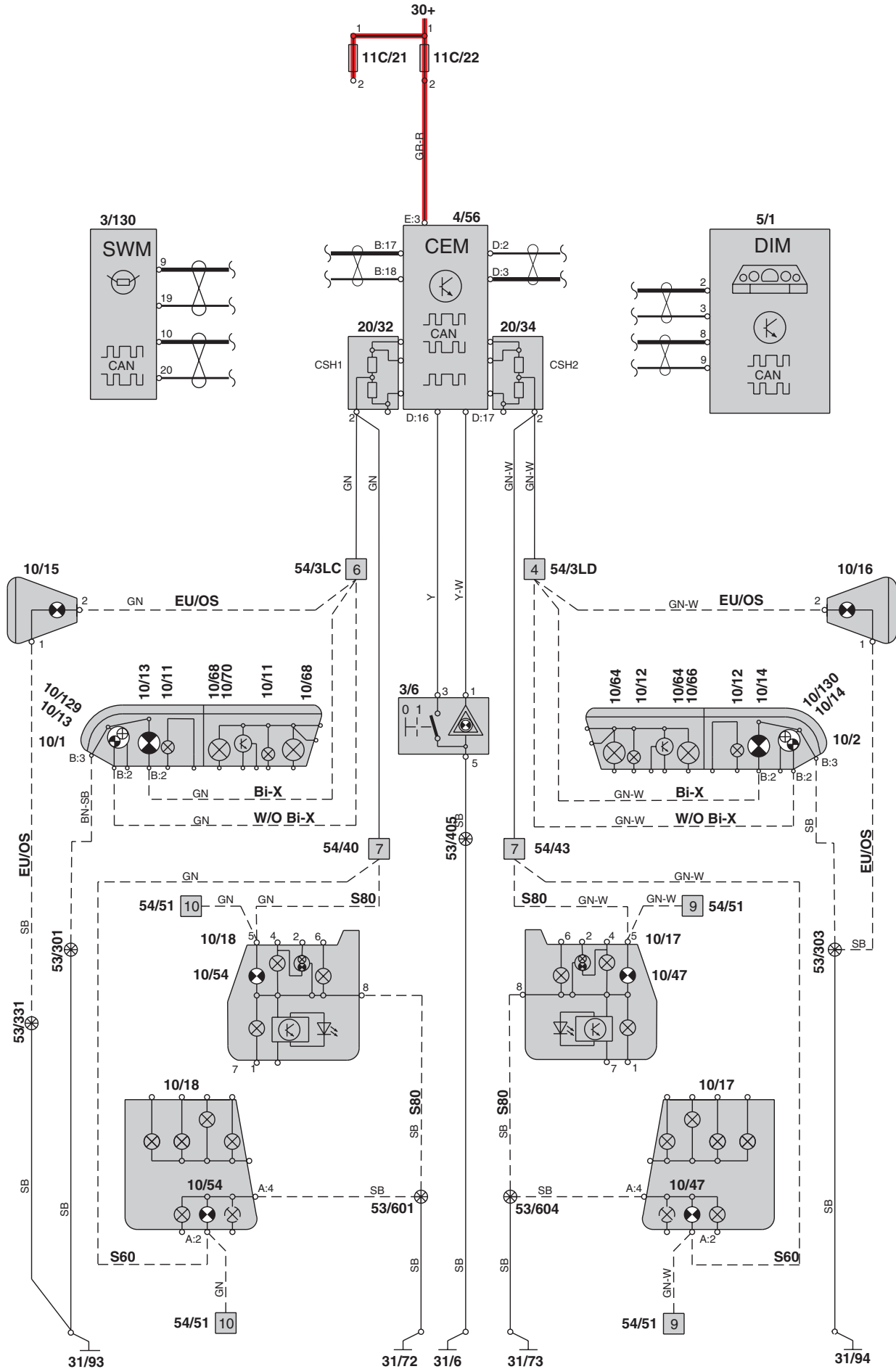
Safety lighting

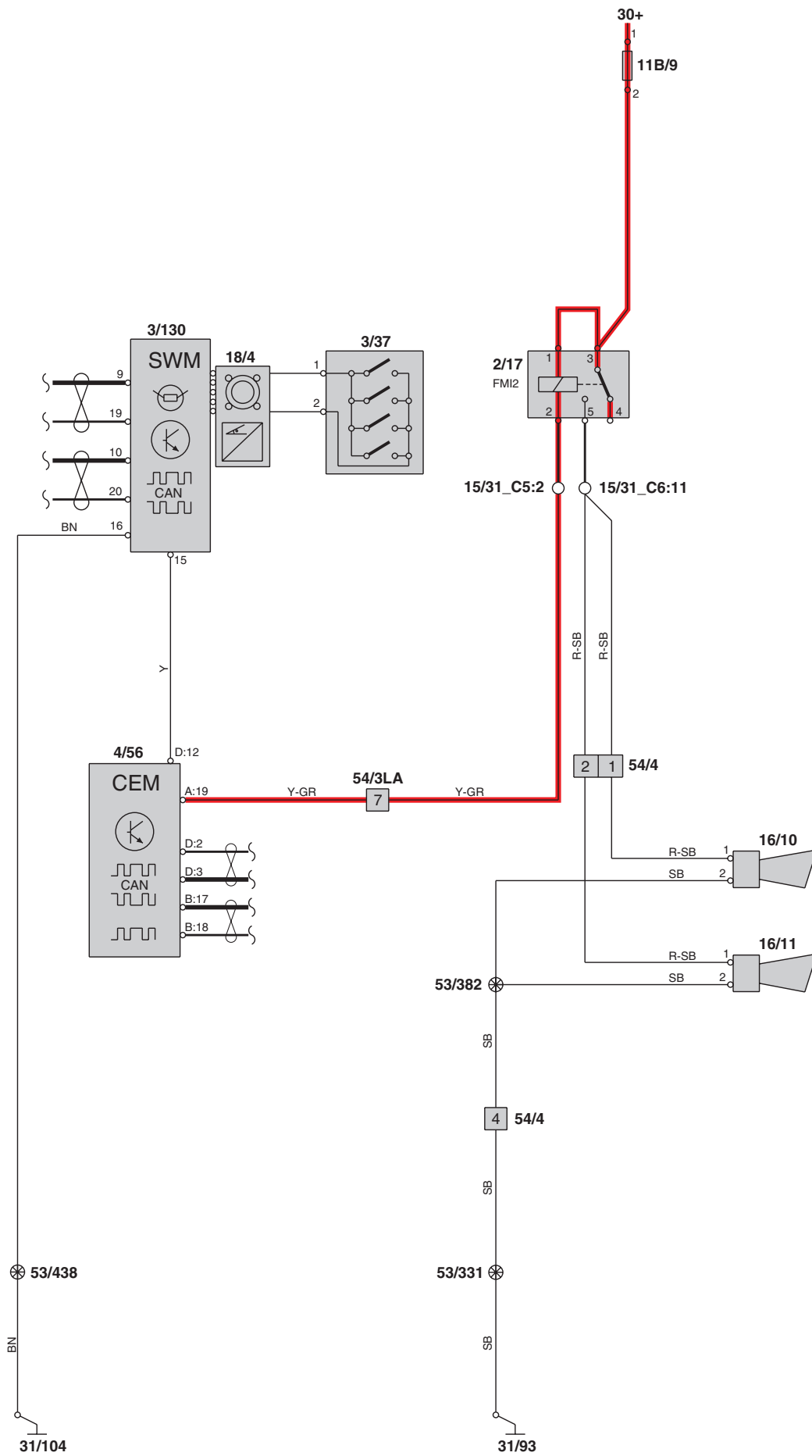


Accessory Auxiliary light

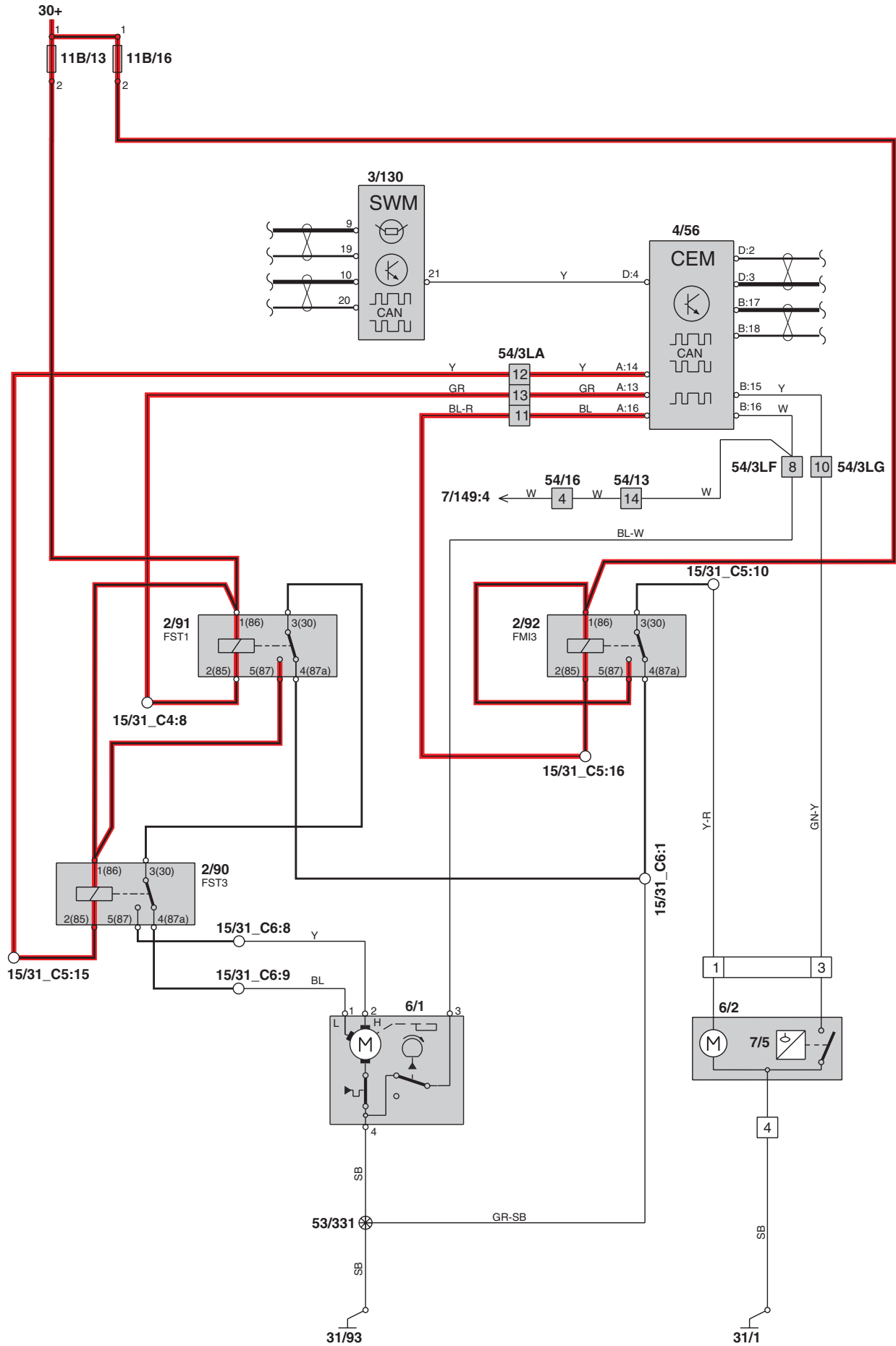


Group 36 Indicators and warning lights

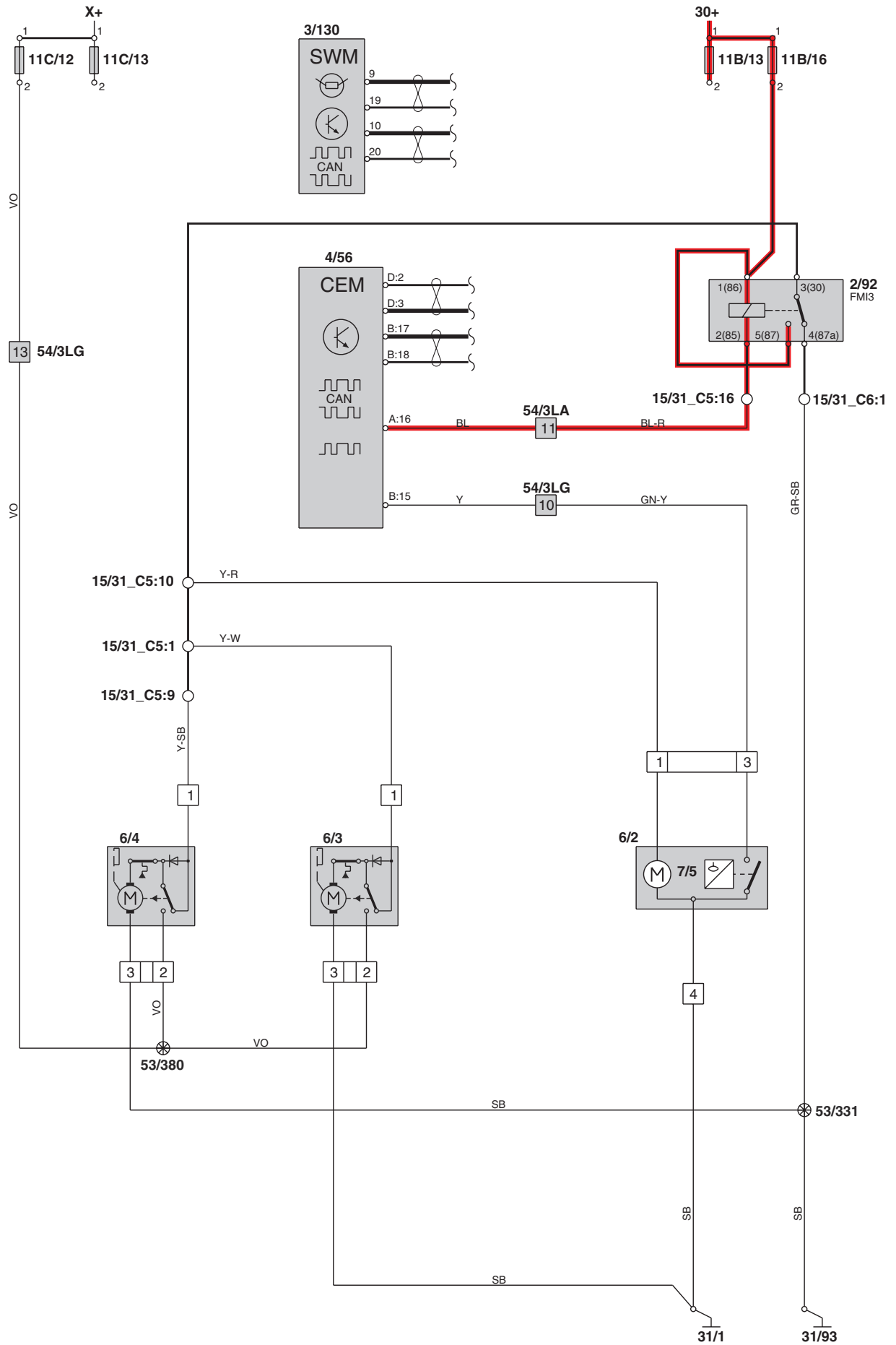




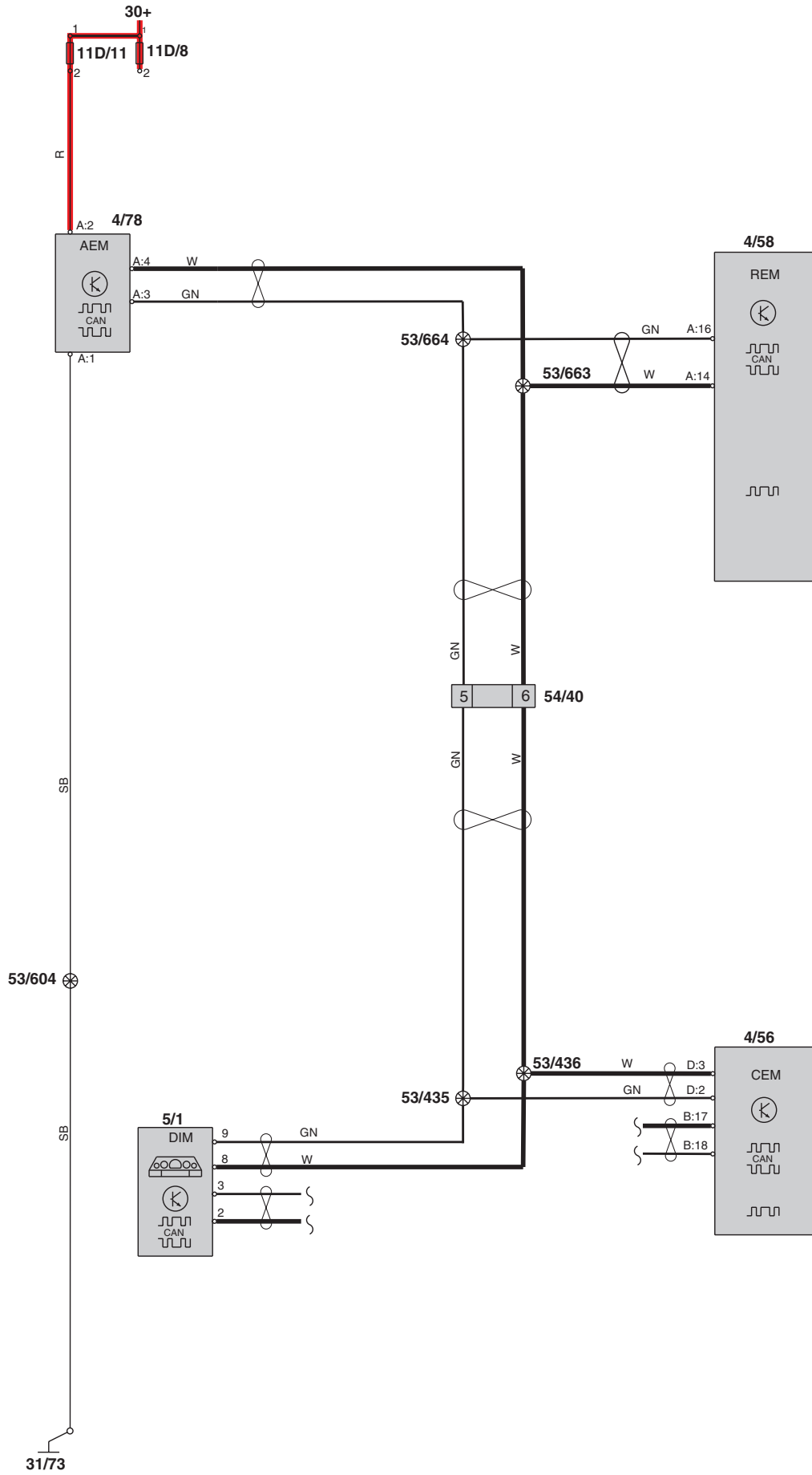
Wiper/washer, windshield



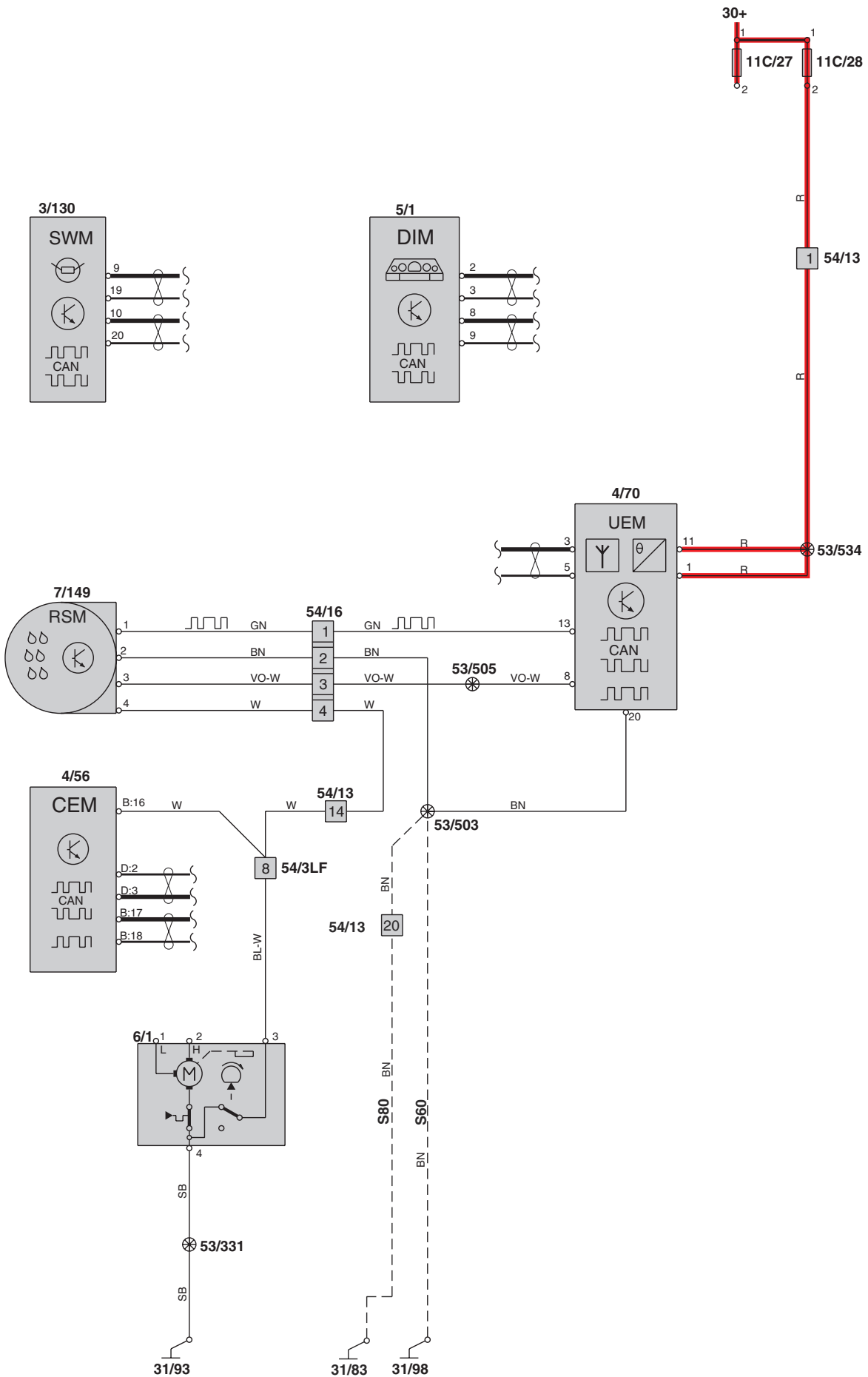
Wiper/washer, headlights



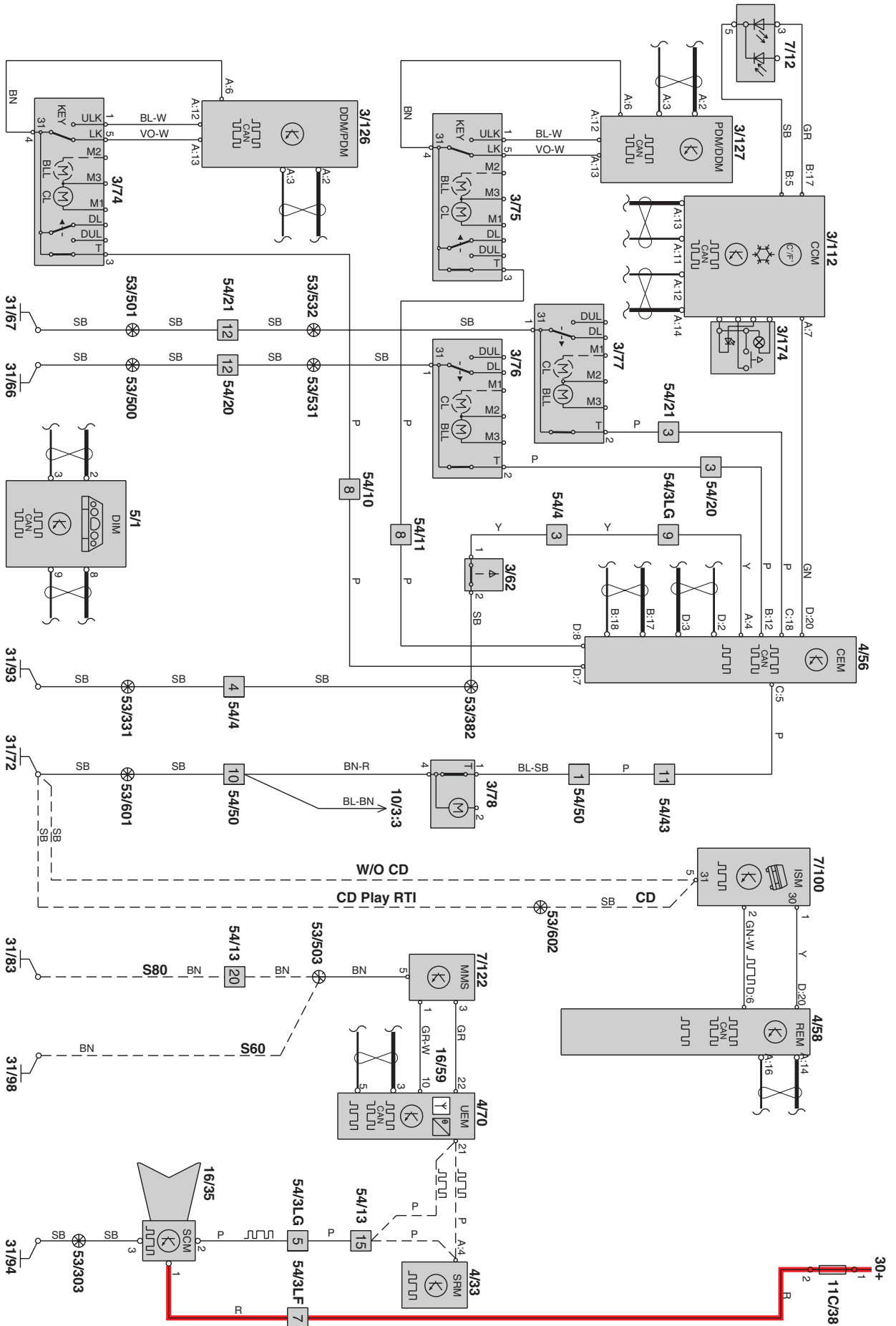
Accessory Electronic Module (AEM)



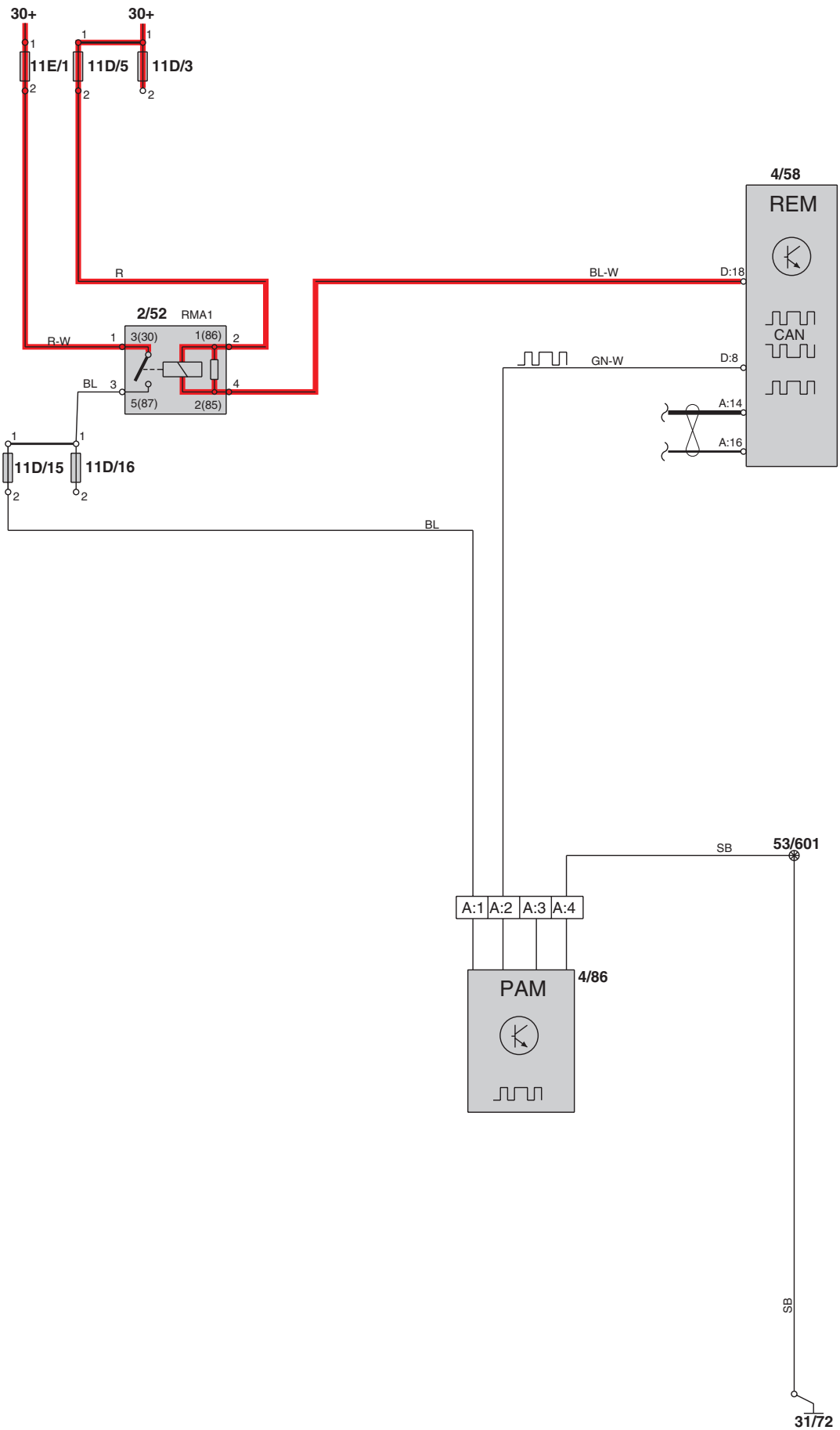
Rain sensor



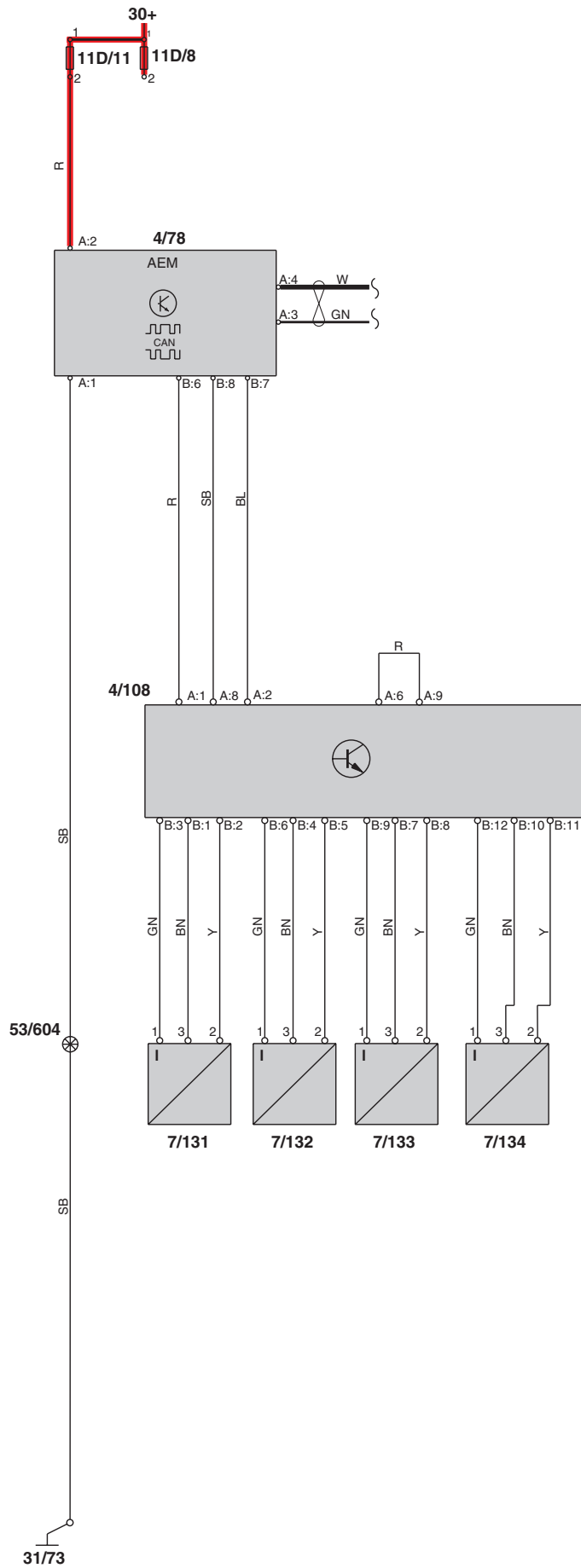
Anti-theft alarm



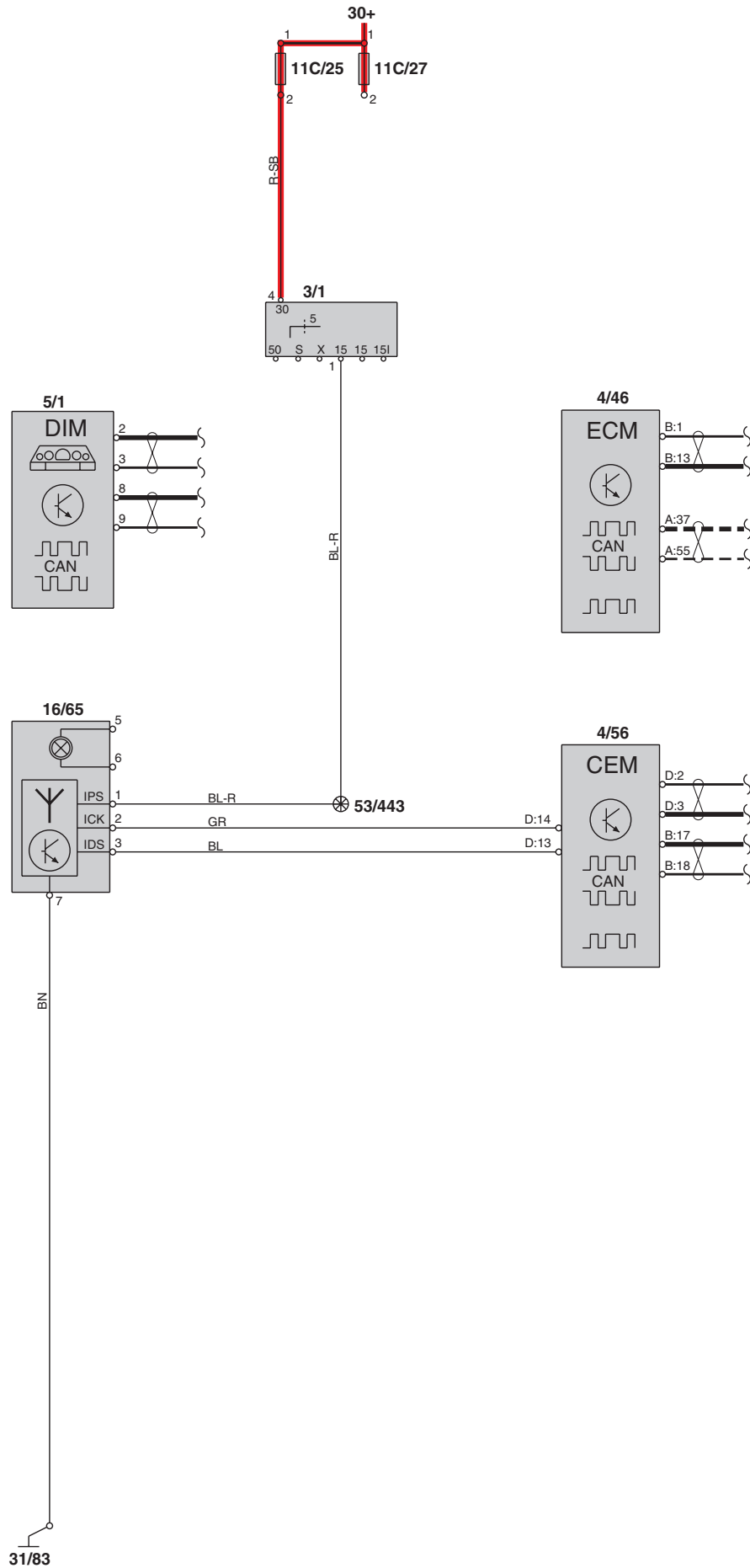
Parking Assistance system S80



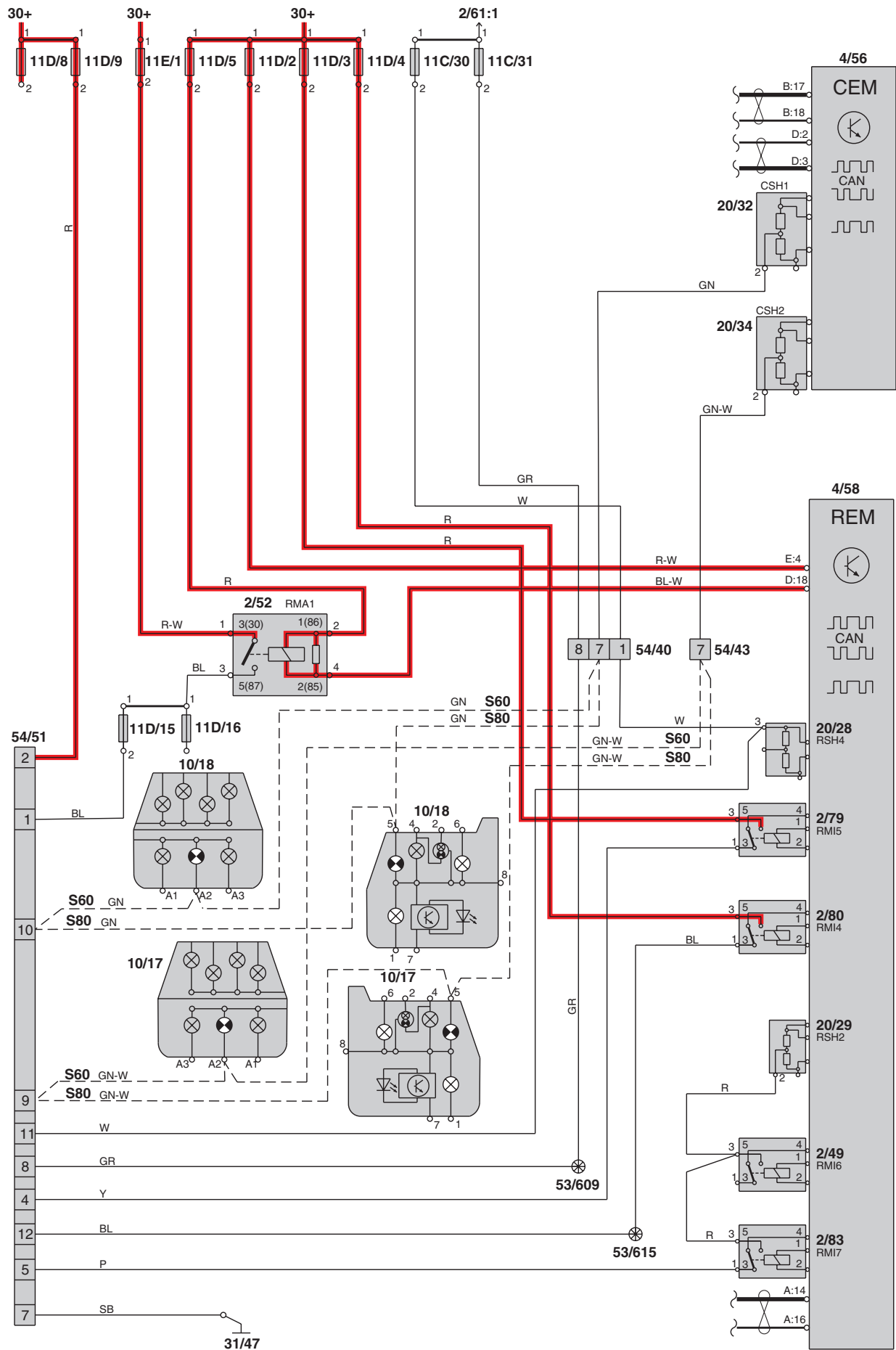
Accessory Parking Assistance system



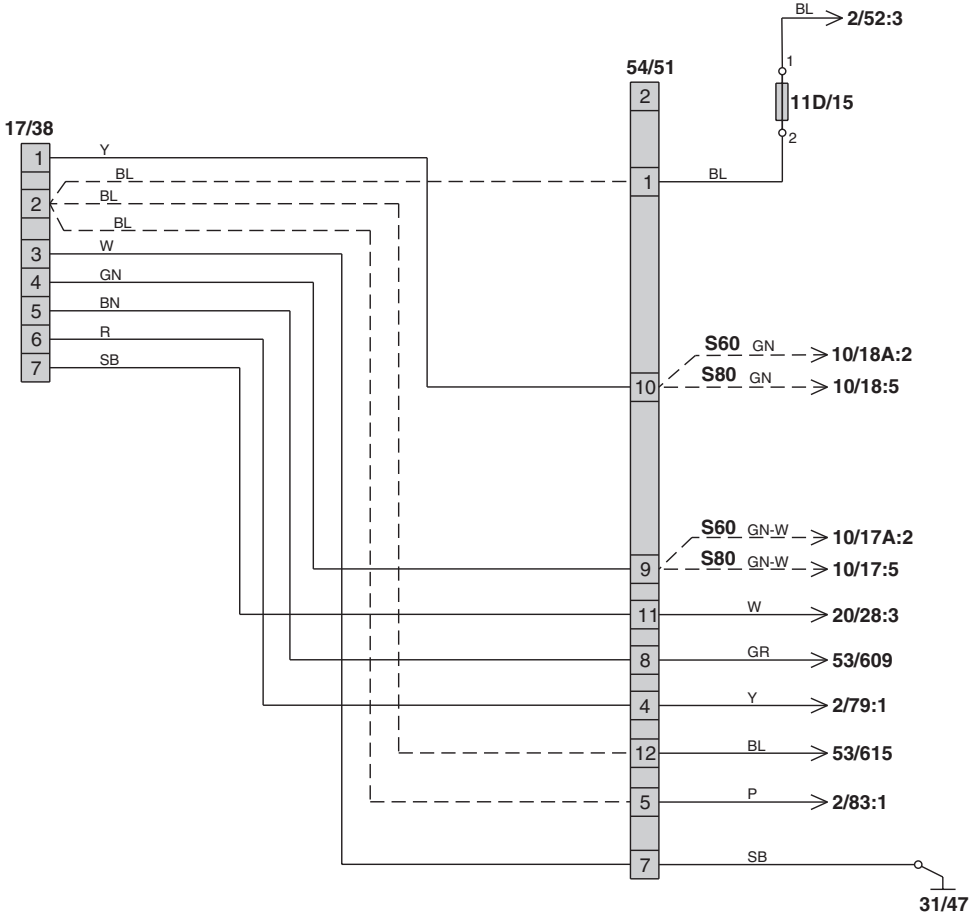
Electronic immobilizer



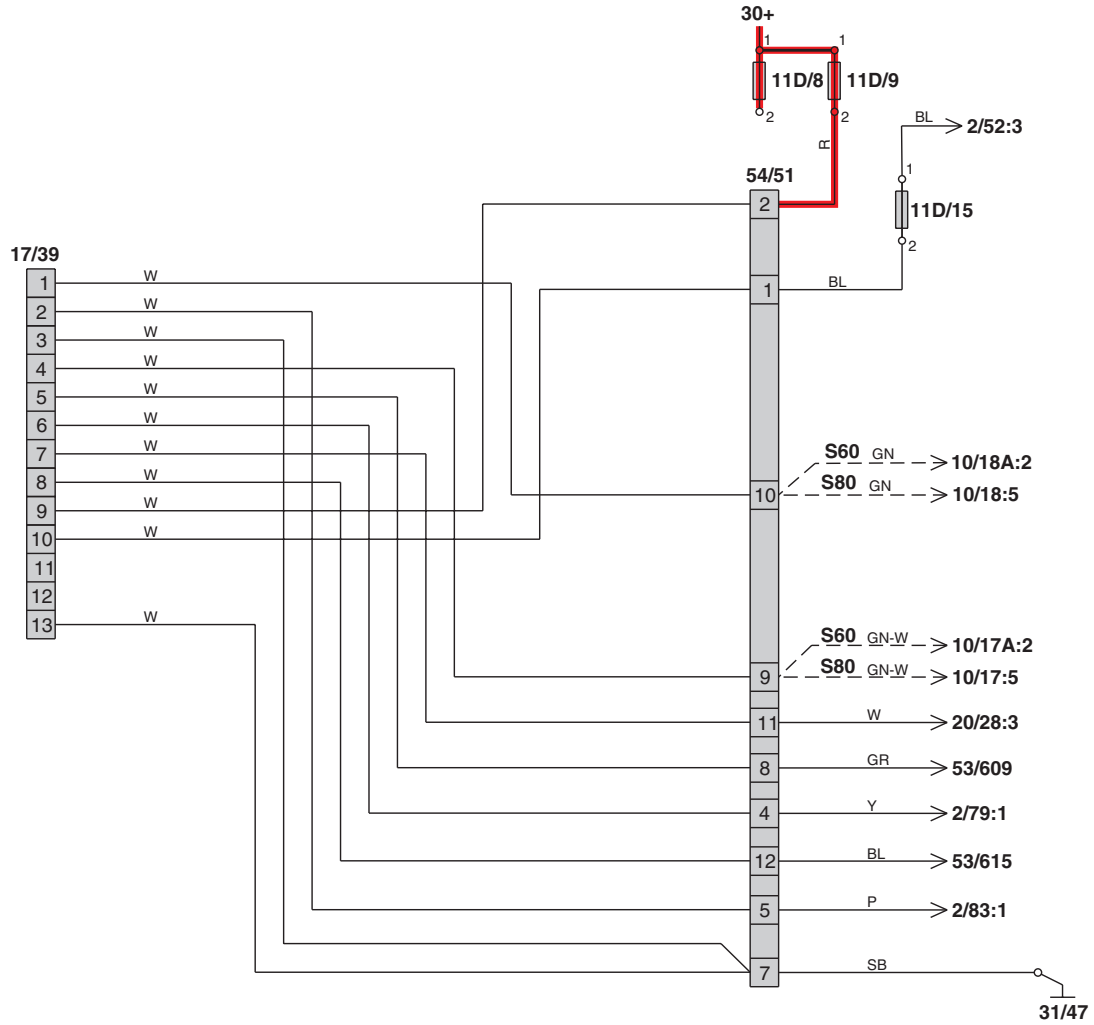
Group 37 Trailer functions



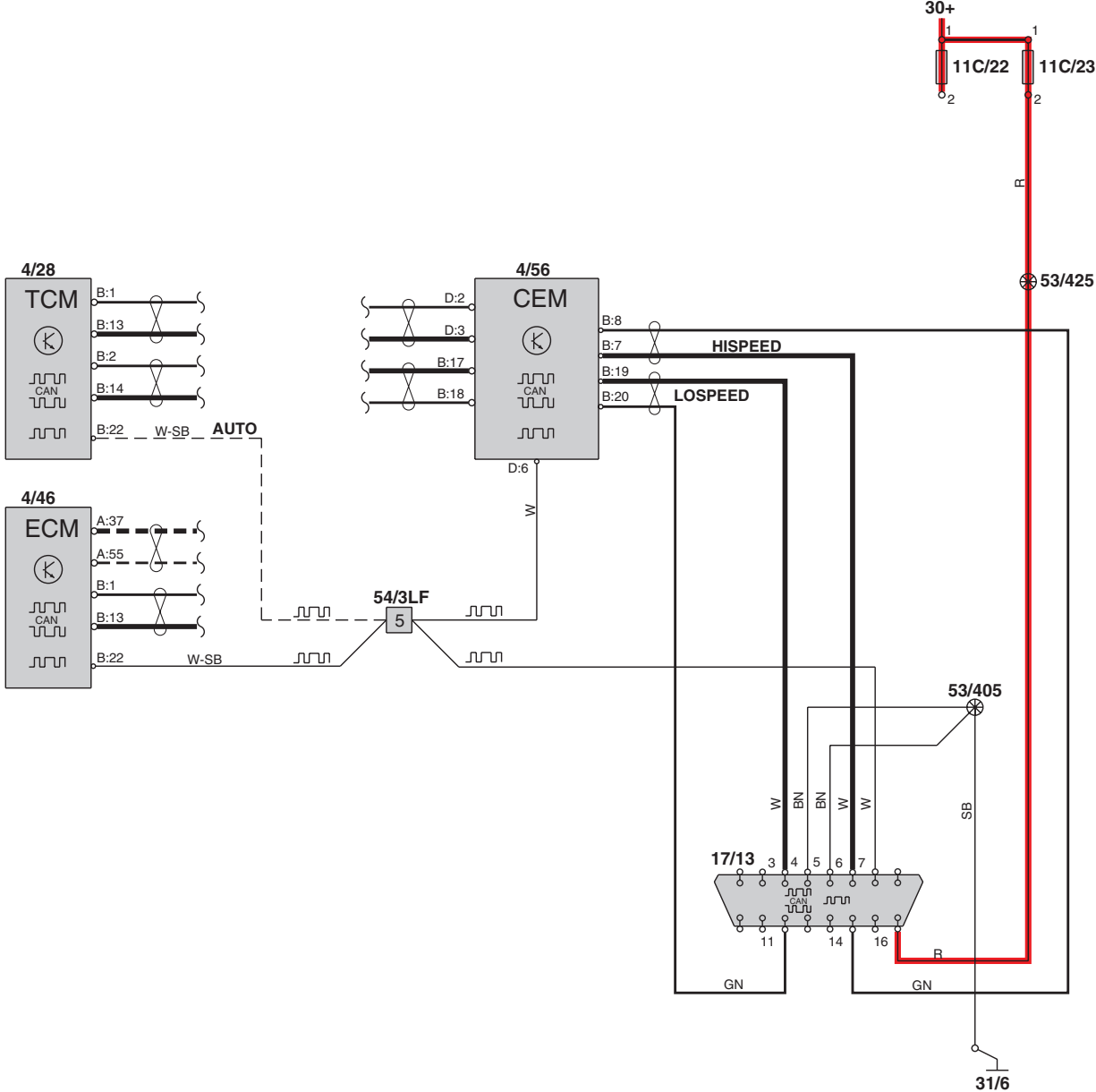
Accessory Towing bracket wiring, 7-pin



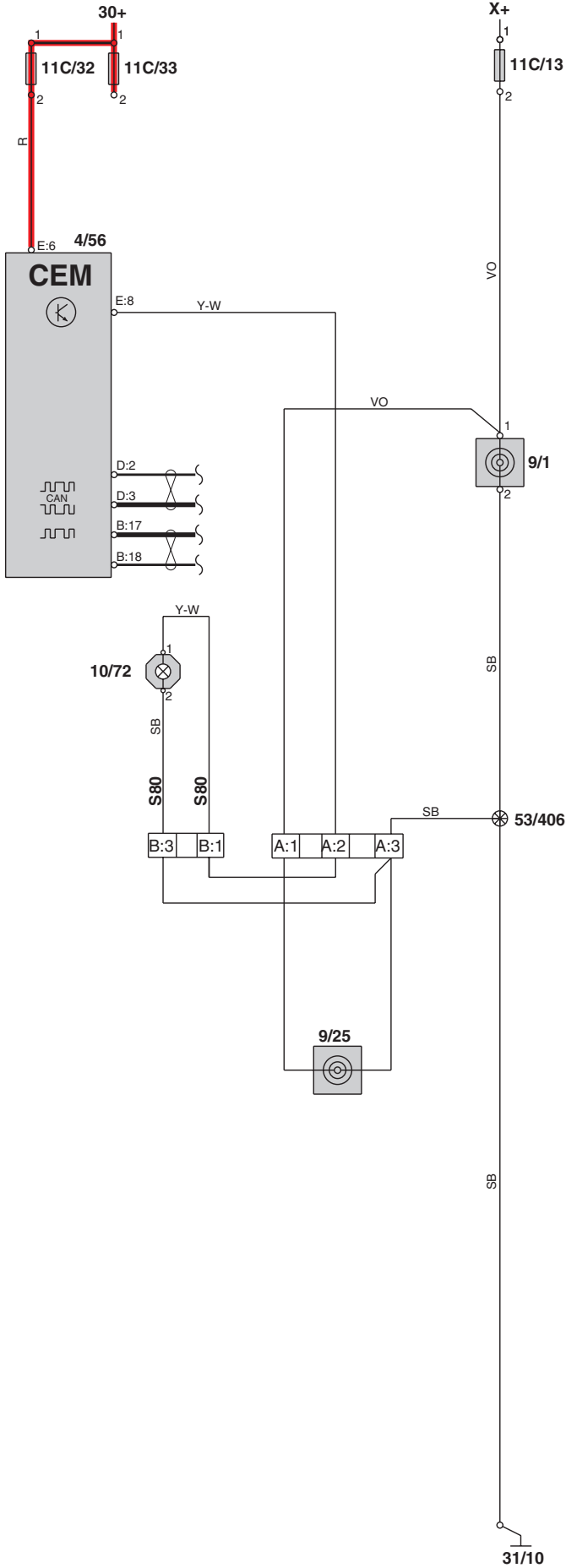
Accessory Towing bracket wiring, 13-pin



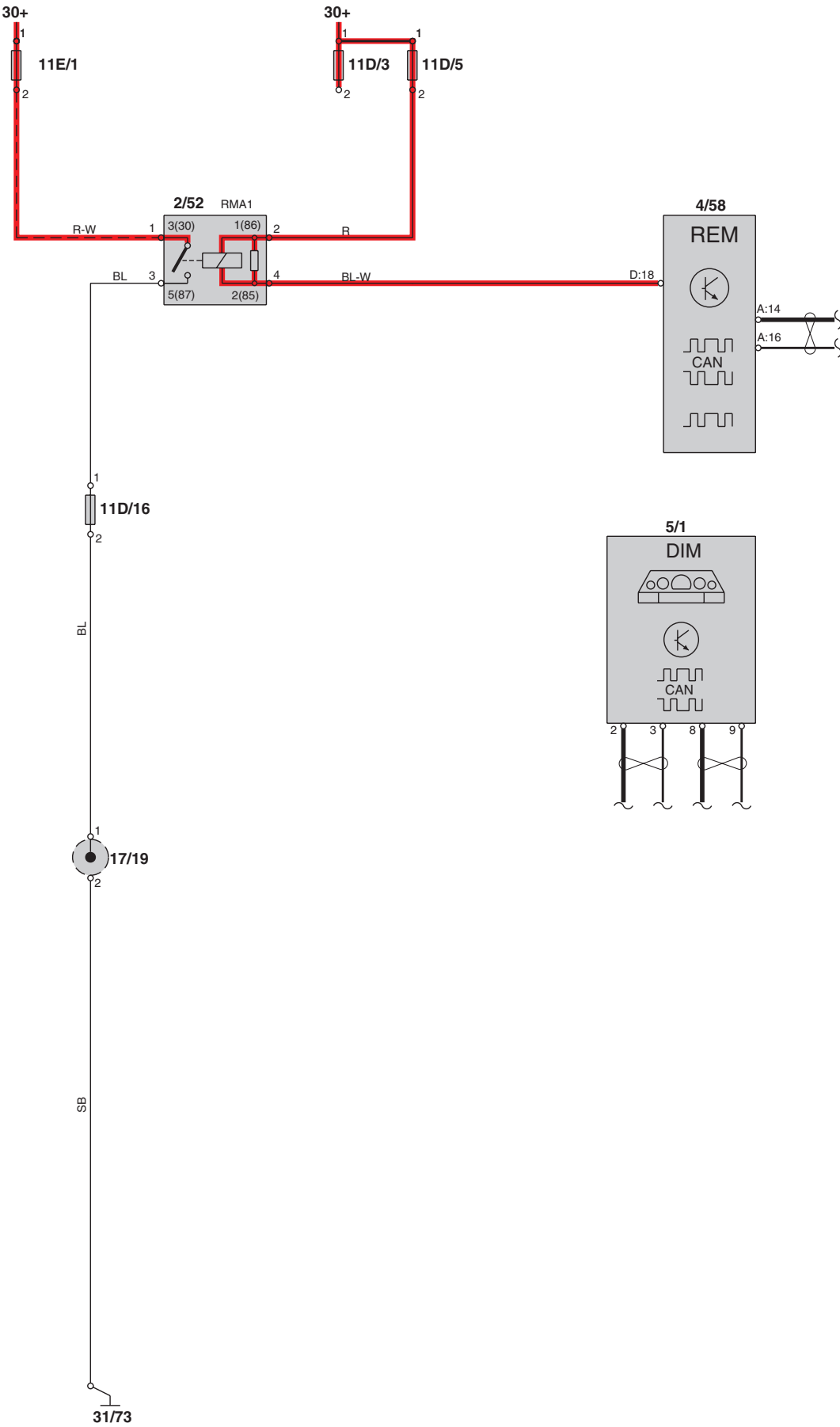
Diagnostics system



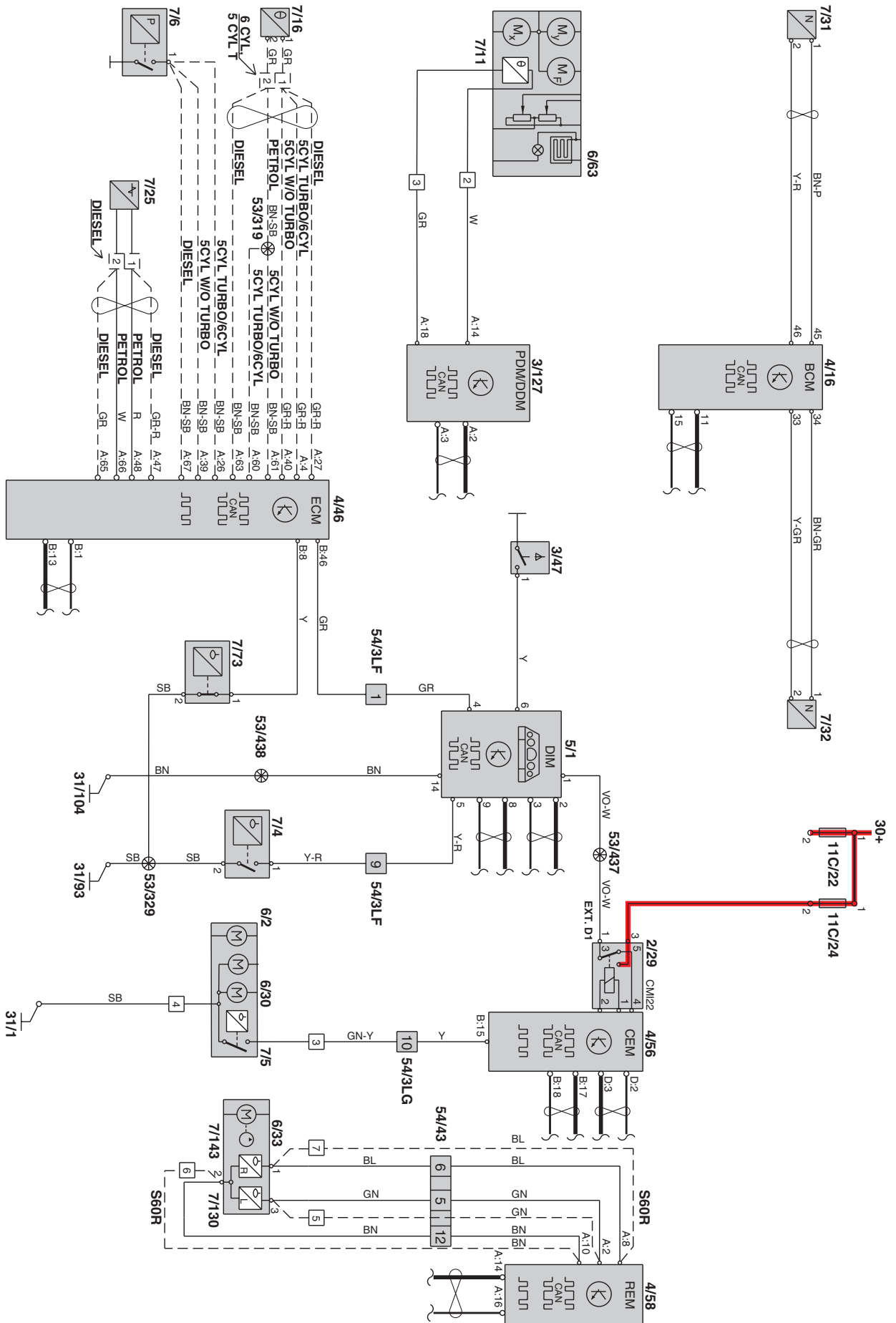
12V outlet



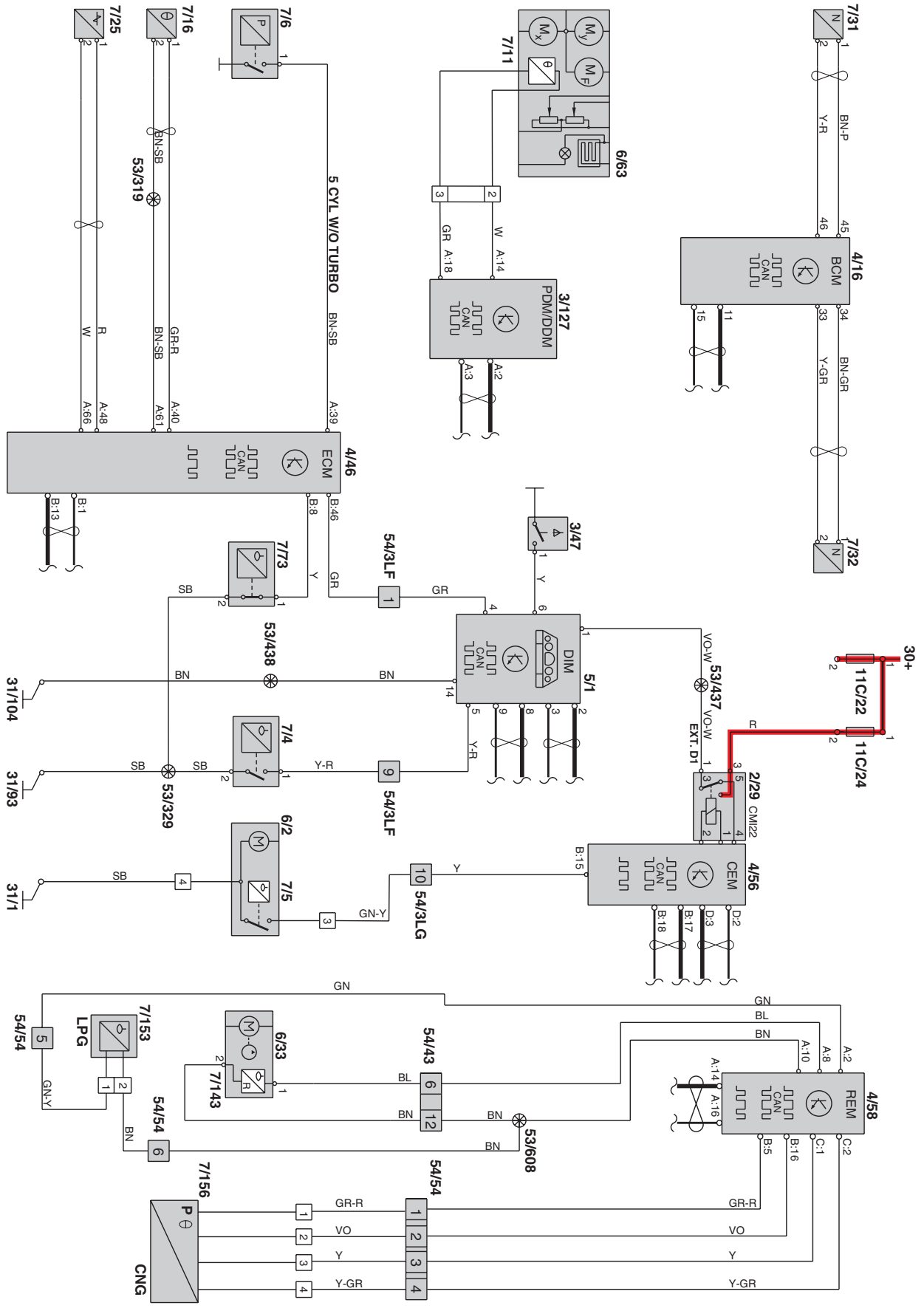
Accessory 12V cargo compartment socket



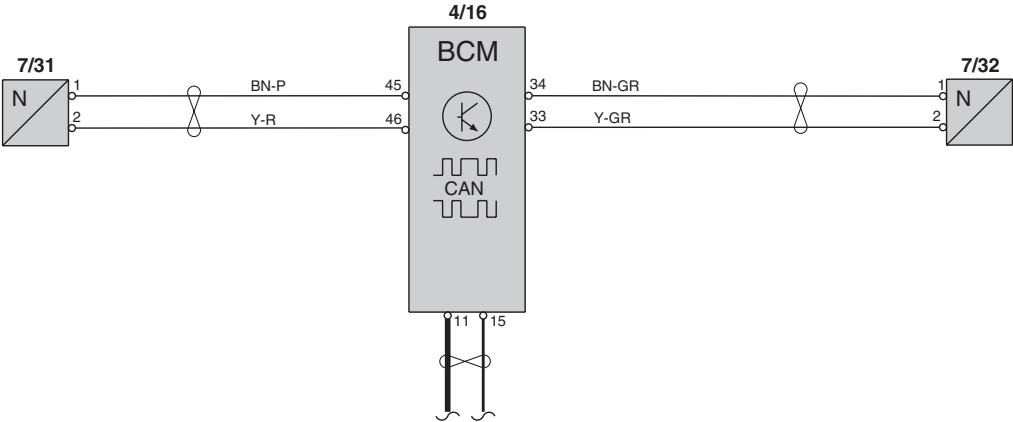
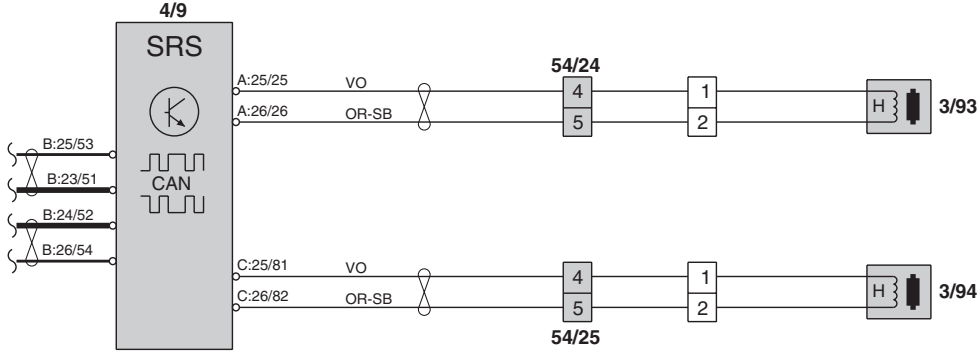
Group 38 Driver information module



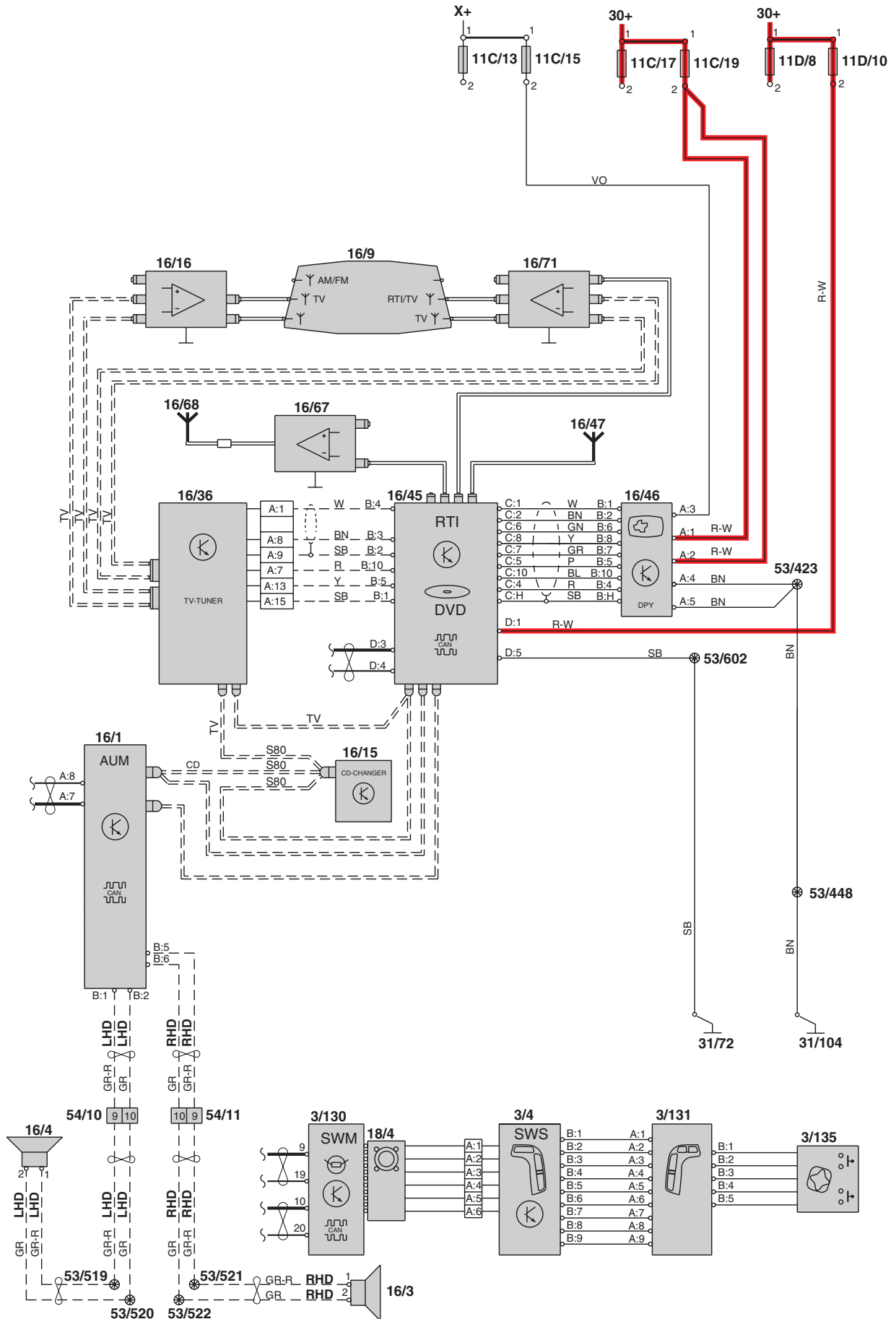
Driver information module, Bi-Fuel



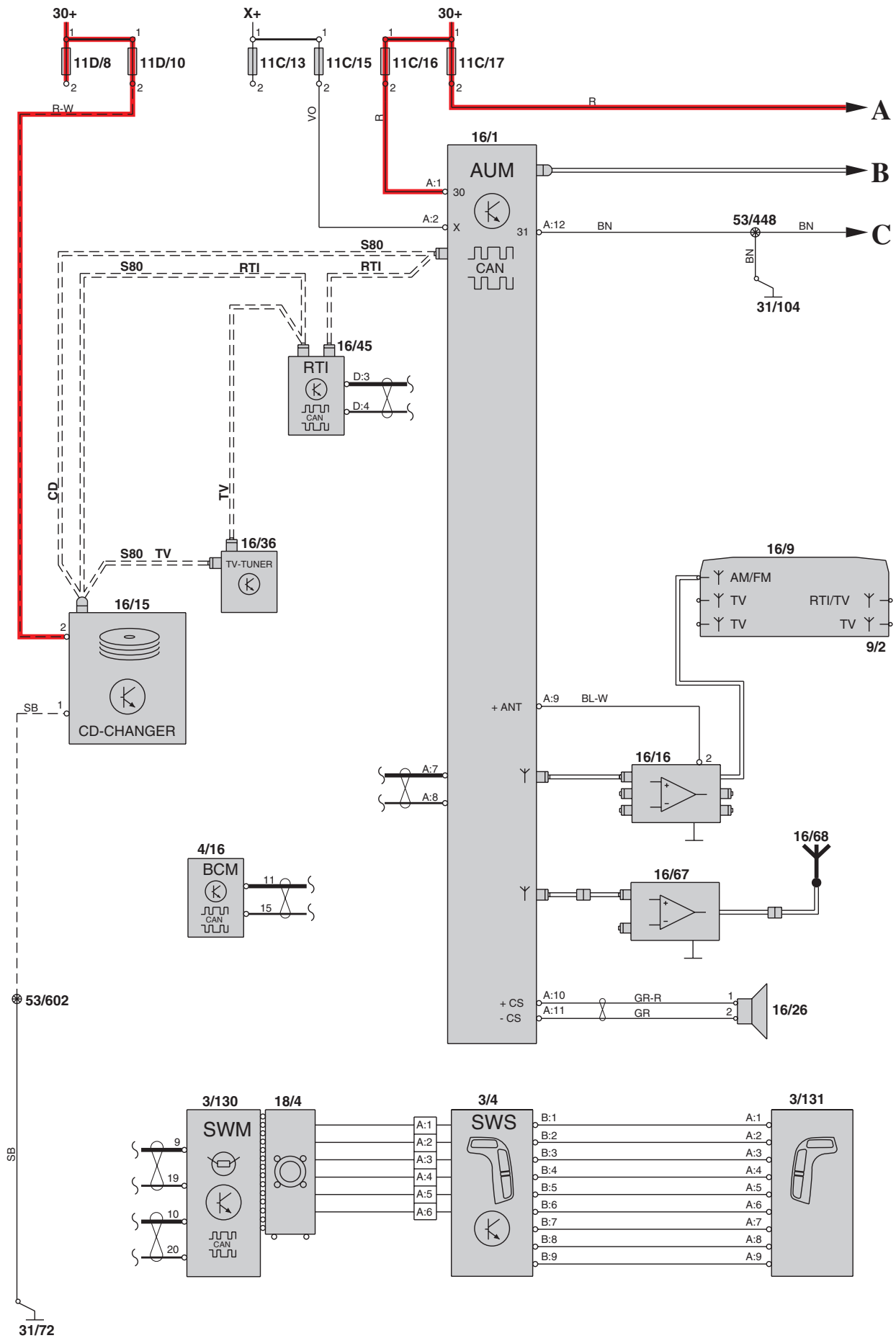
Seat belt reminder



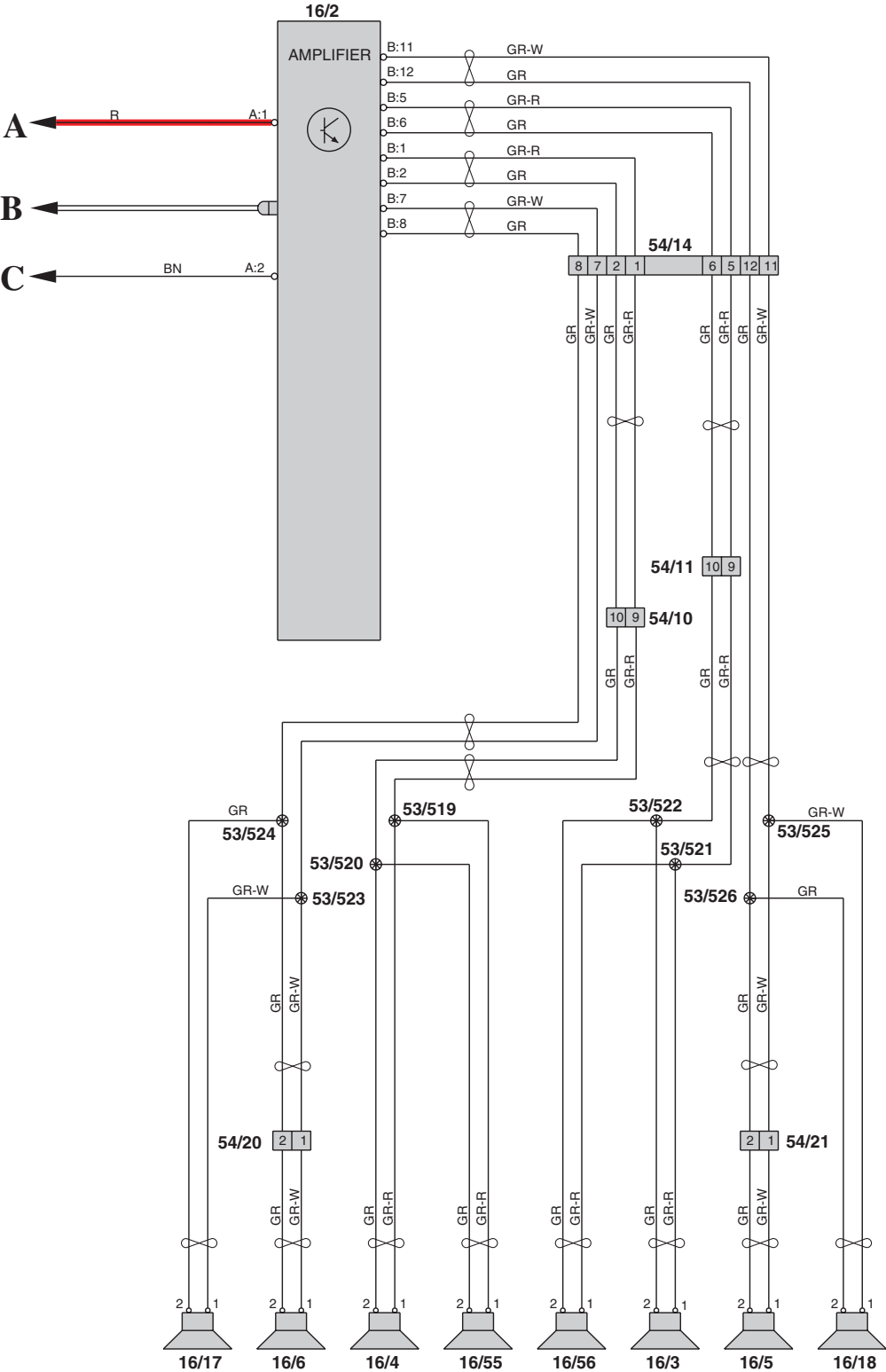
Group 39 Road Traffic Information (RTI)



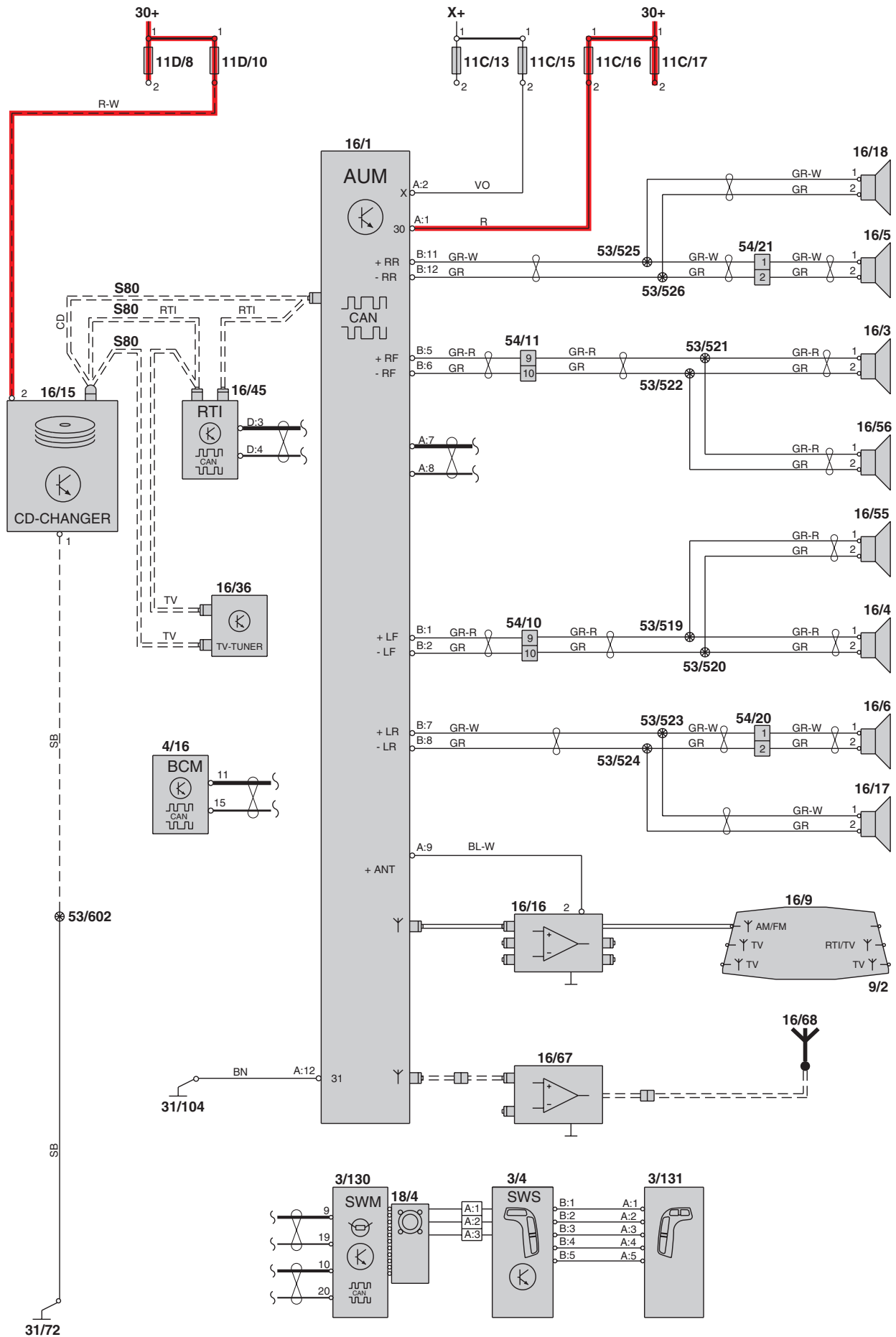
Audio with auxiliary amplifier



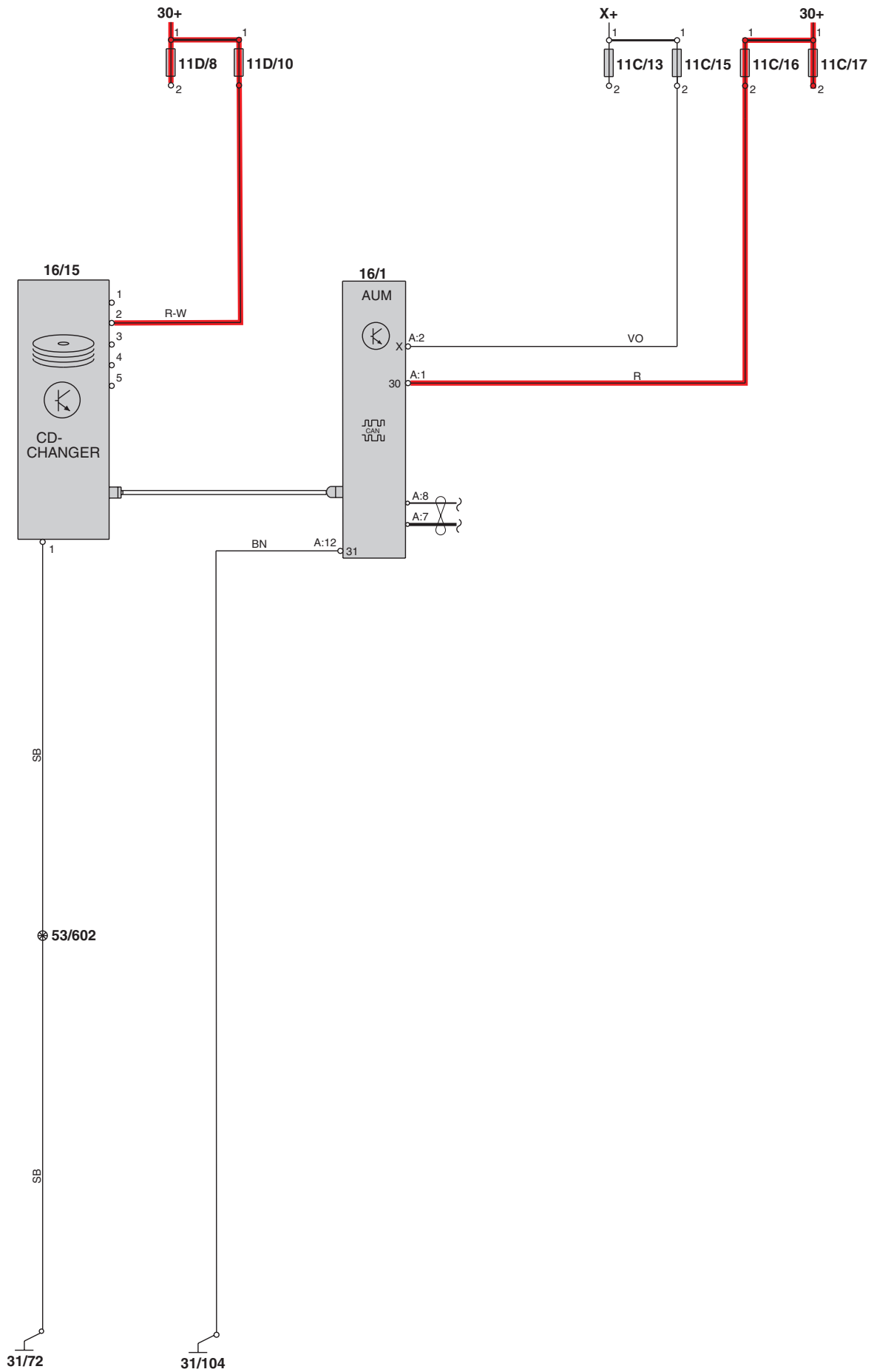
Audio with auxiliary amplifier



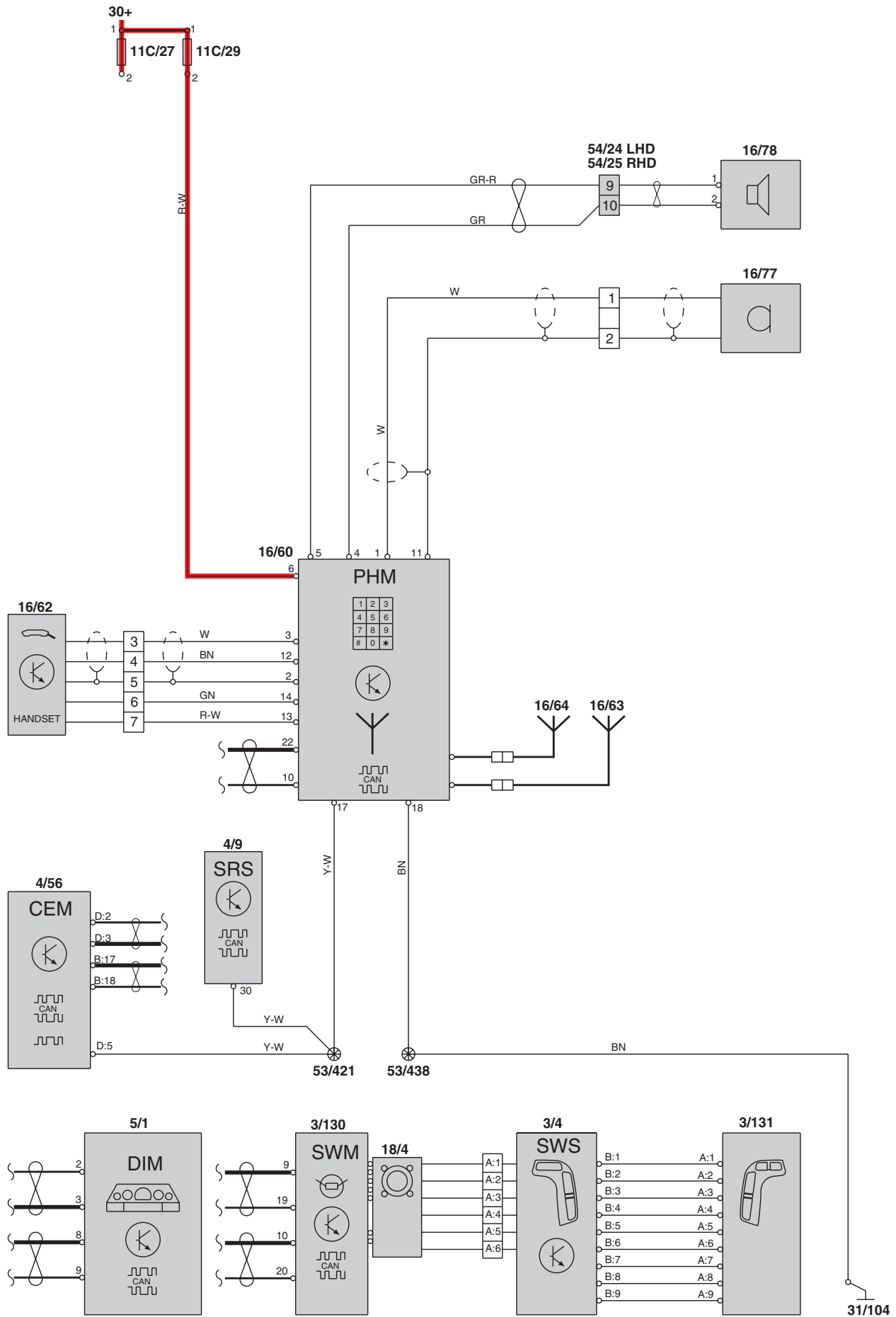
Audio



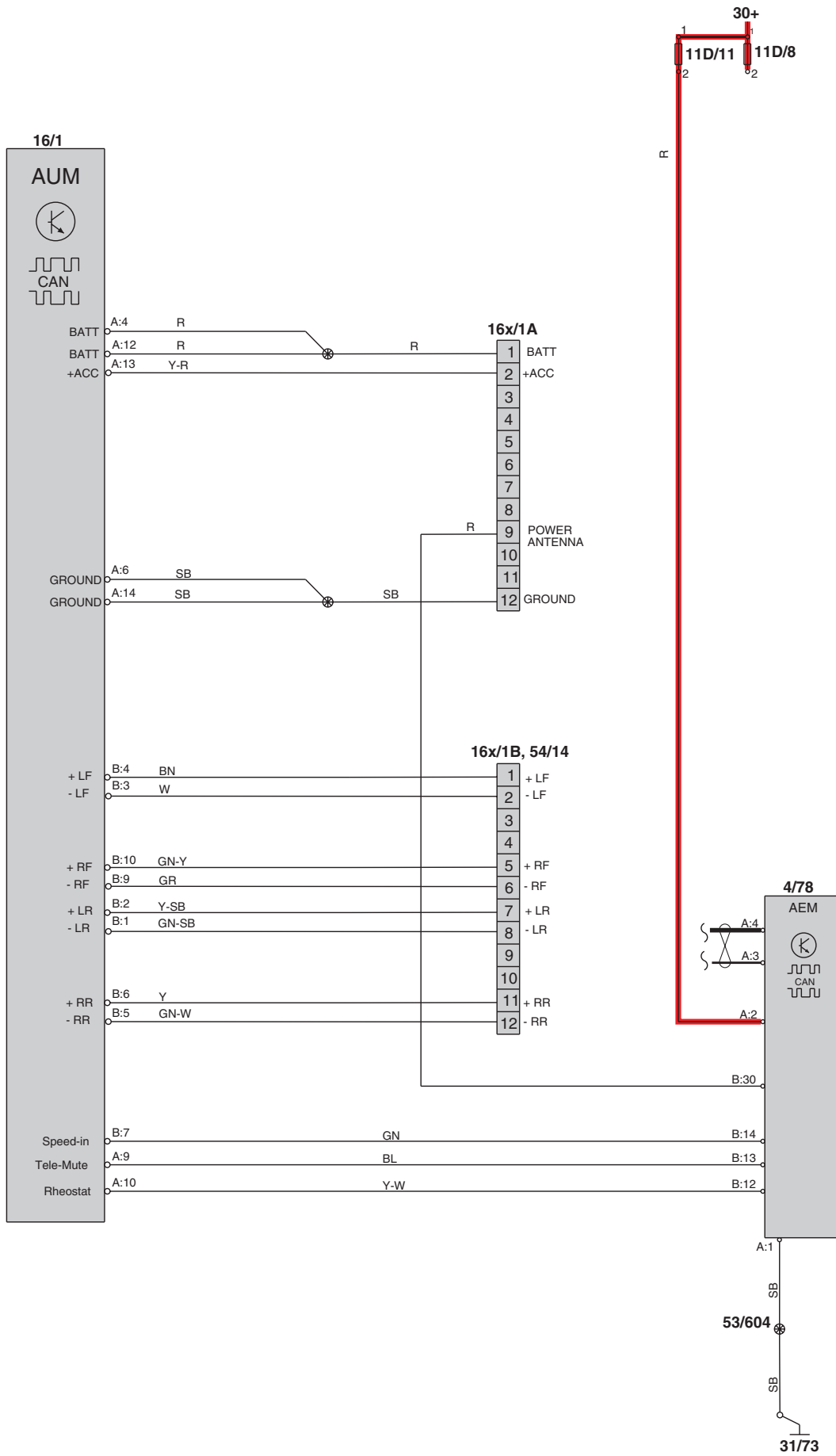
Accessory CD changer



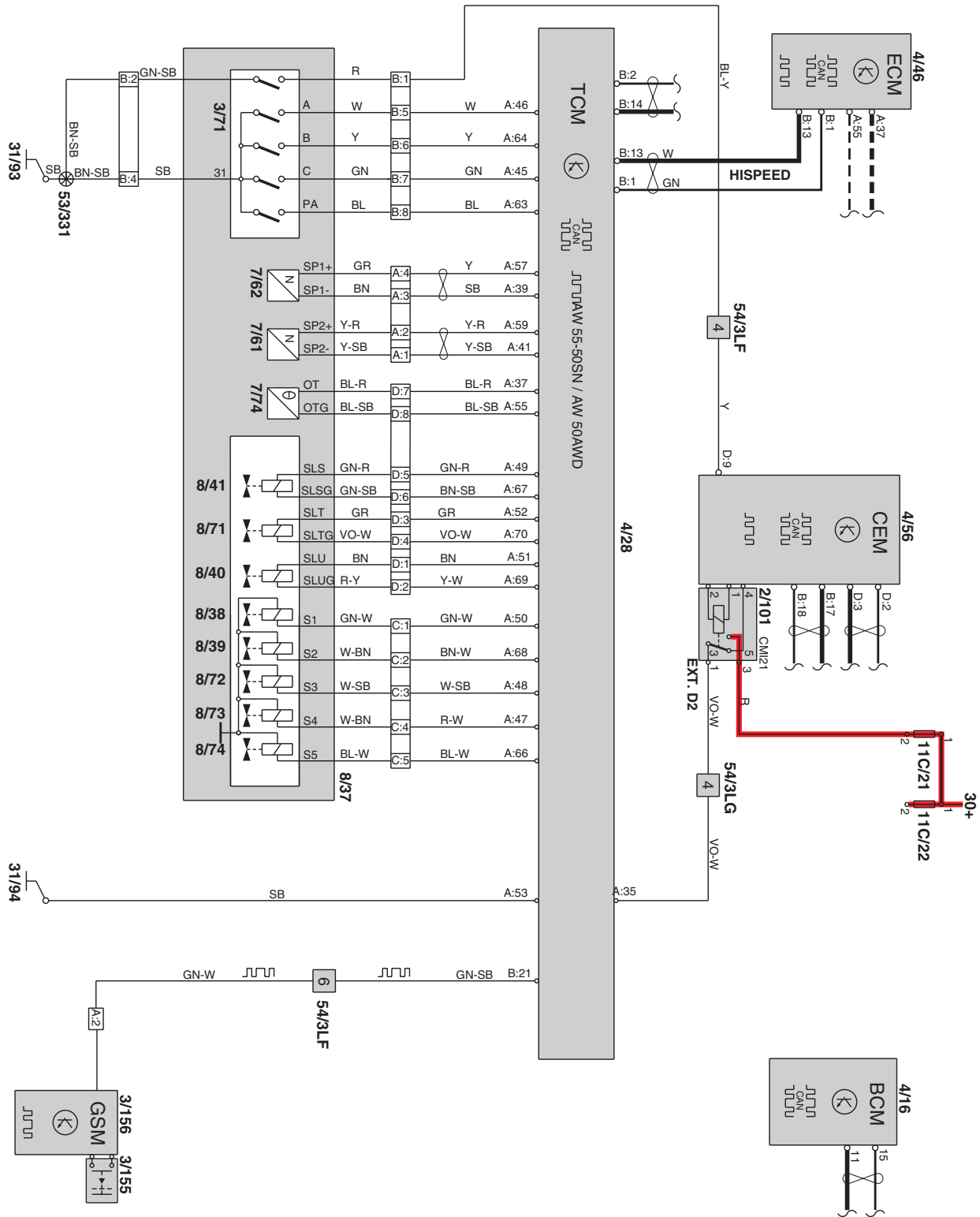
Mobile phone



Accessory Audio adapter wiring

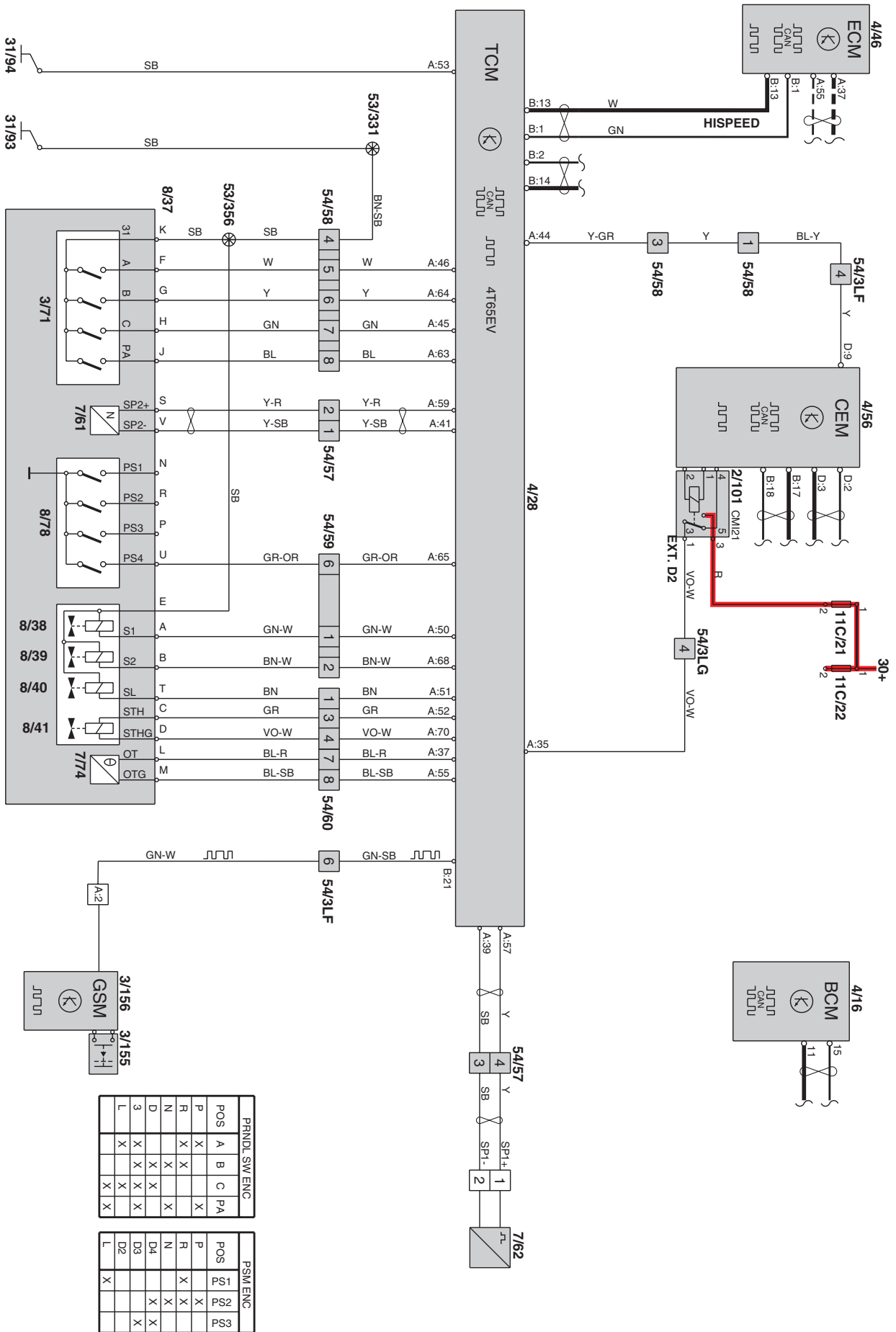


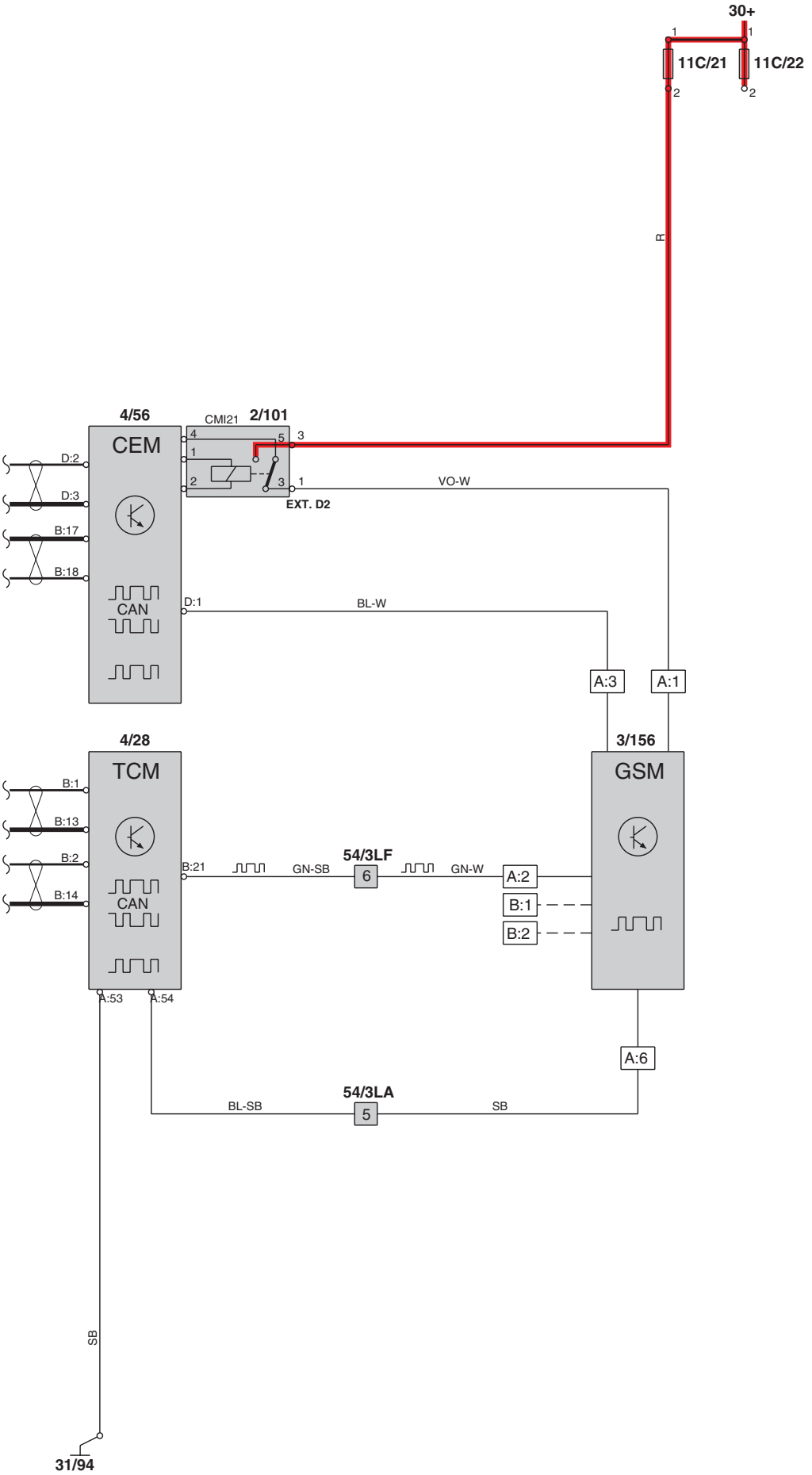
Automatic transmission, AW55-50SN/AW50AWD



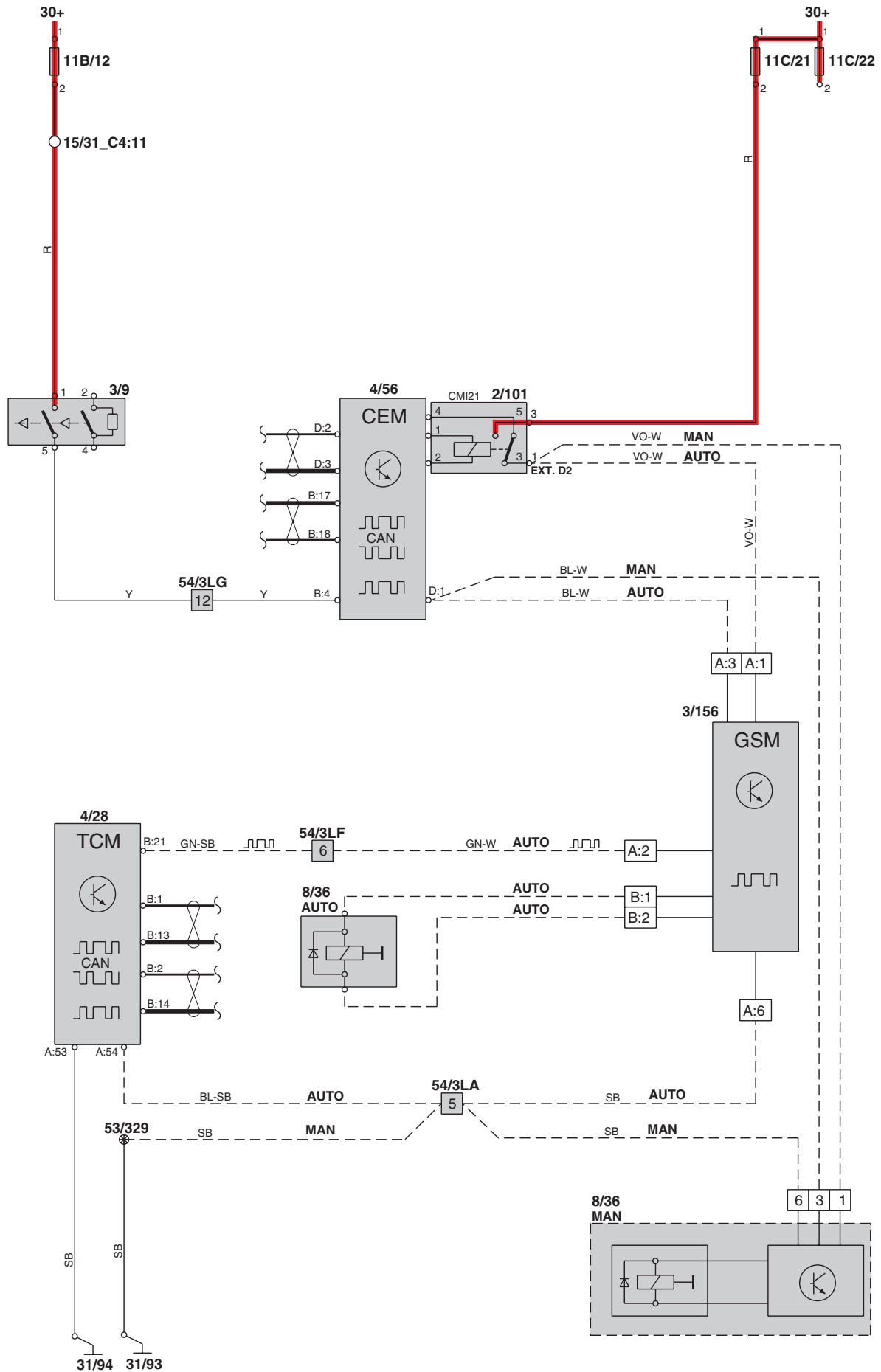
	PRNDL SW ENC			
POS	A	B	C	PA
P	X			X
R	X	X		X
N	X	X	X	X
D	X	X	X	X
3	X	X	X	X
L			X	X

Automatic transmission, 4T65EV

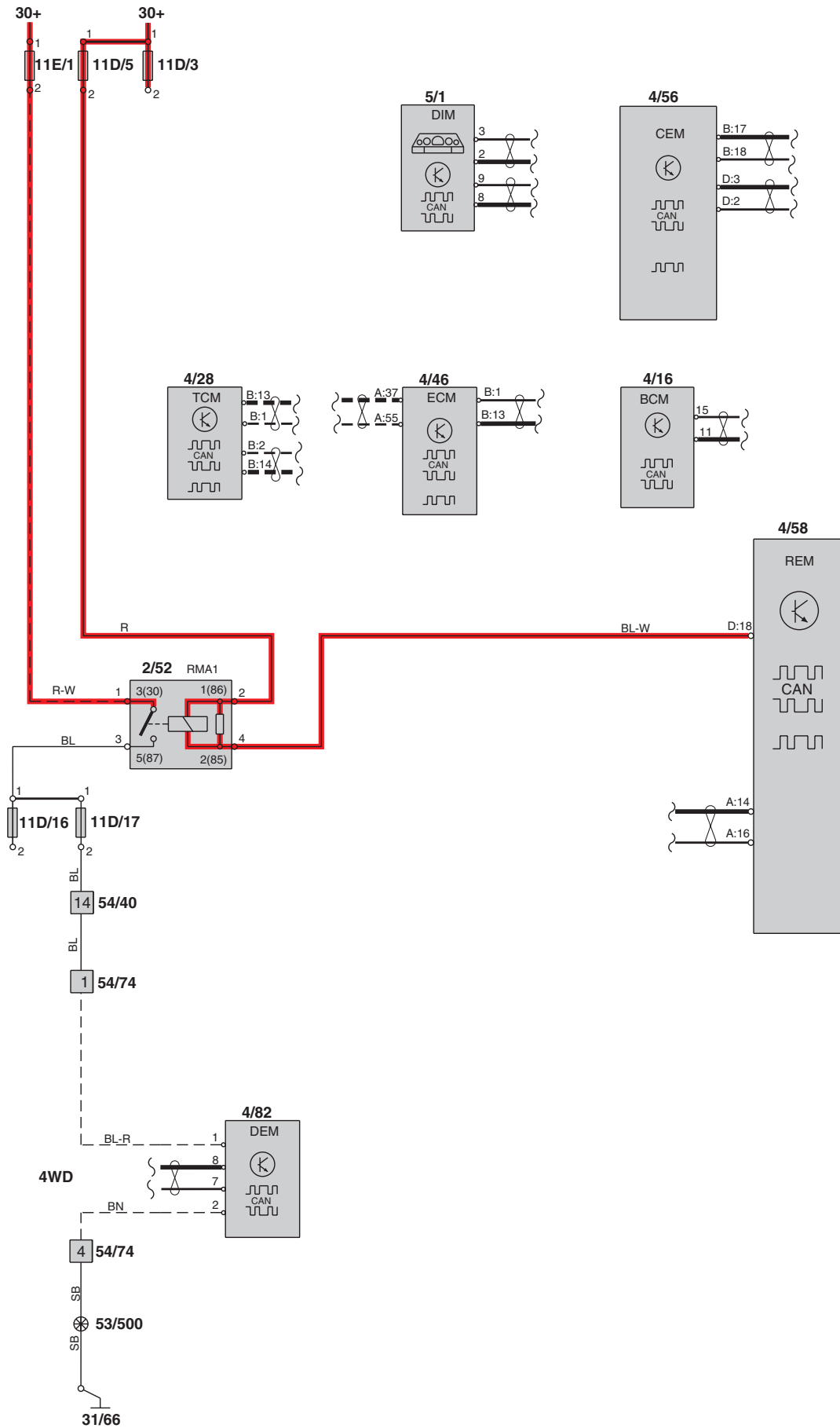




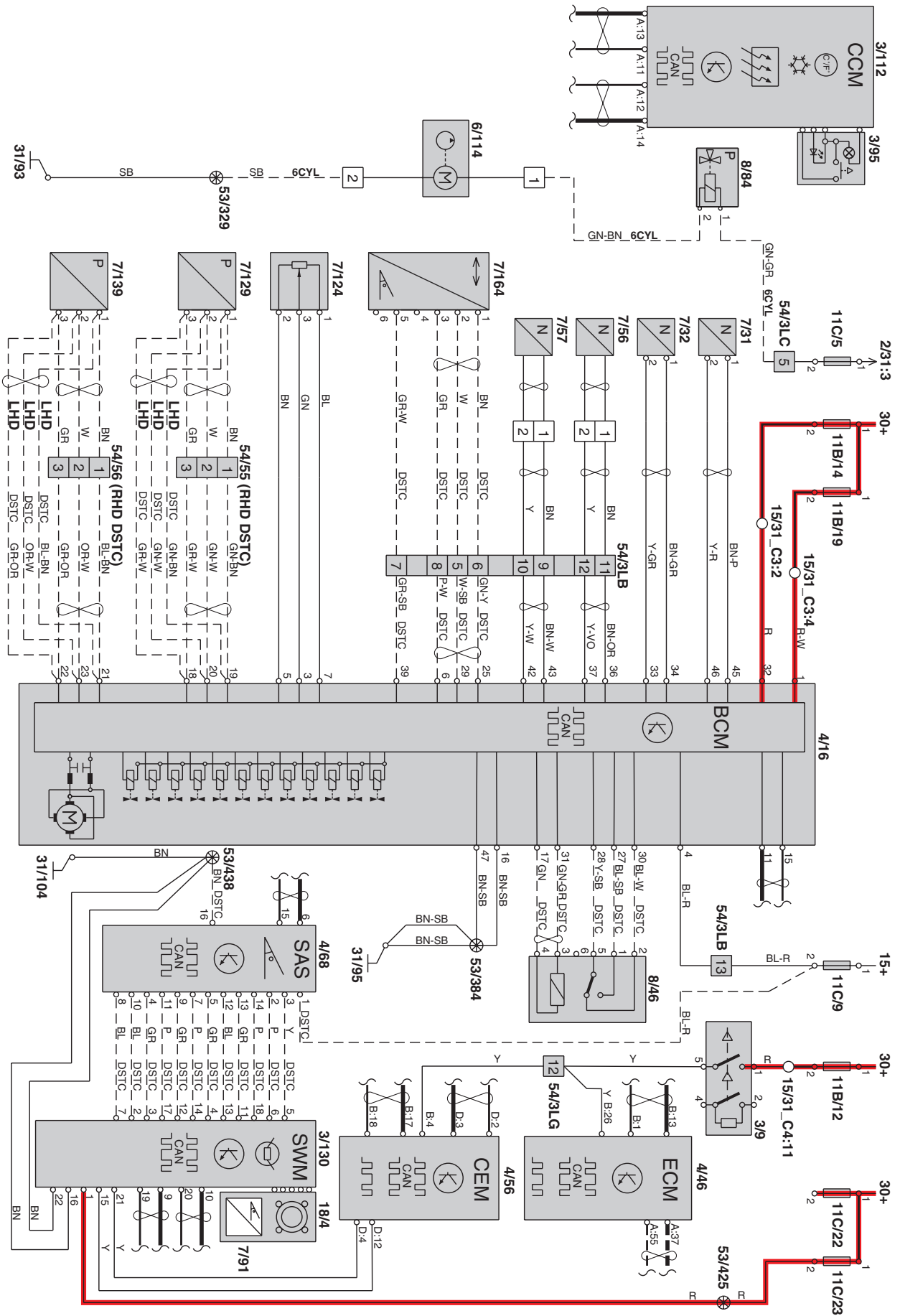
Shift lock



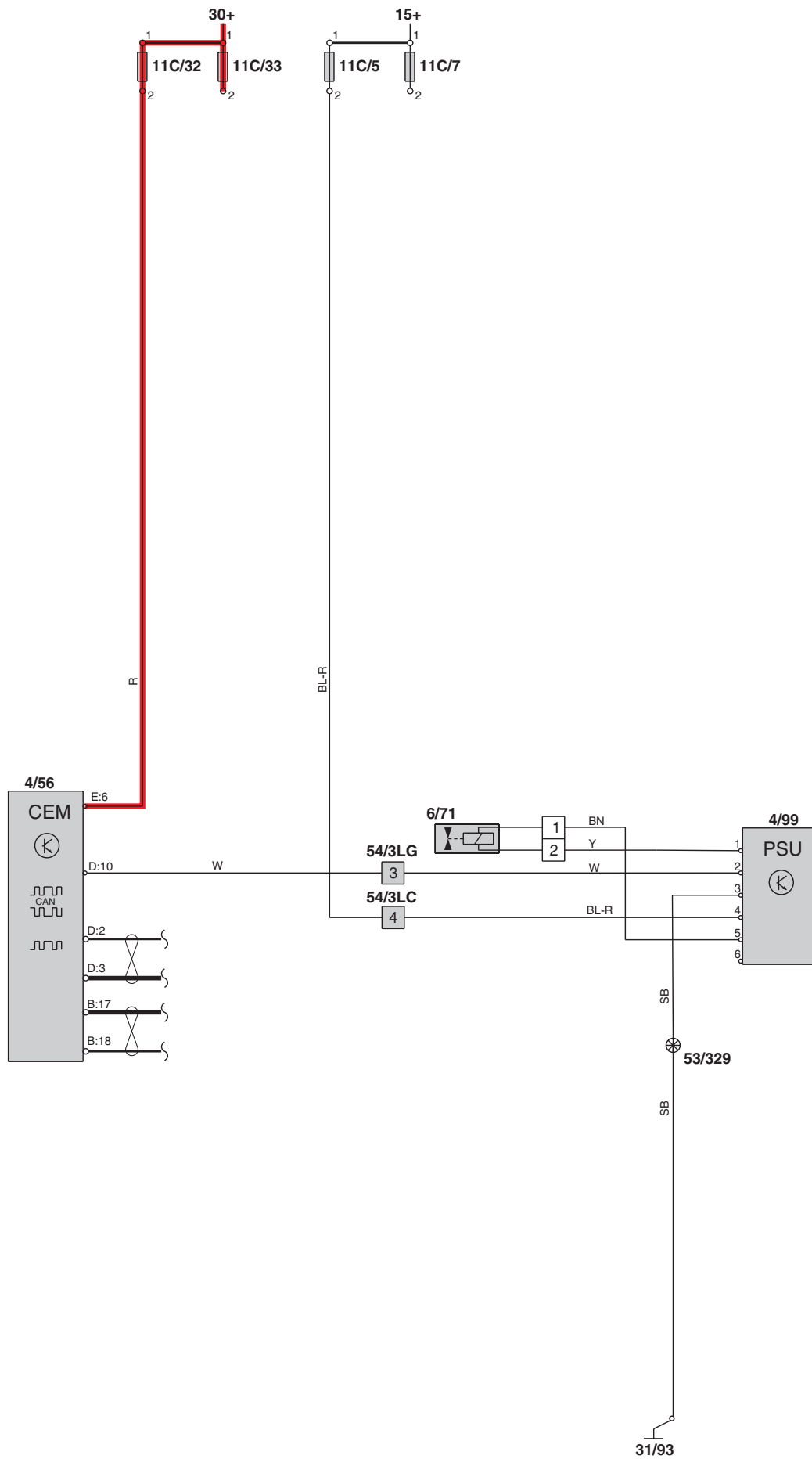
Differential Electronic Module (DEM)



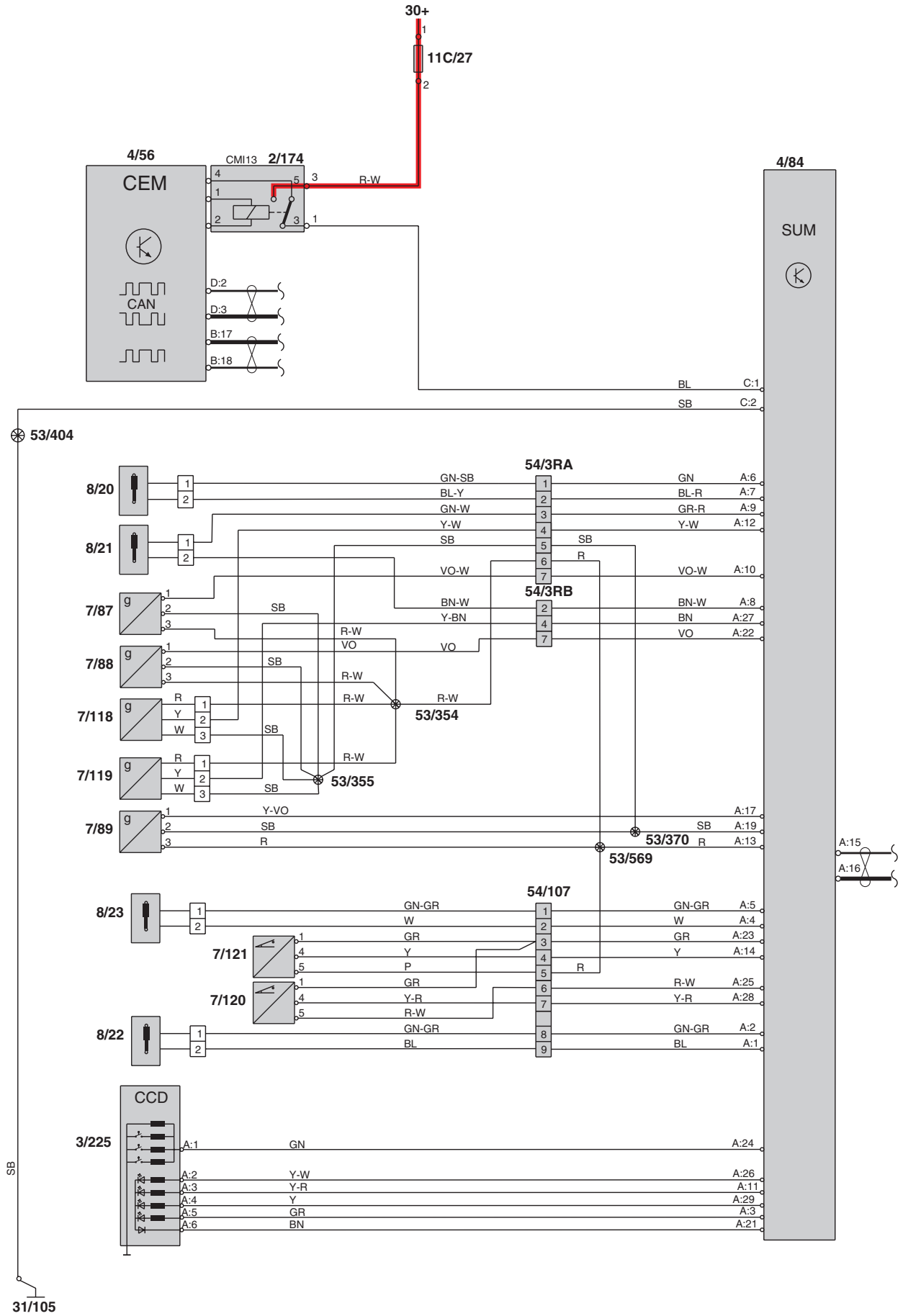
Group 59 Brake Control Module (BCM)

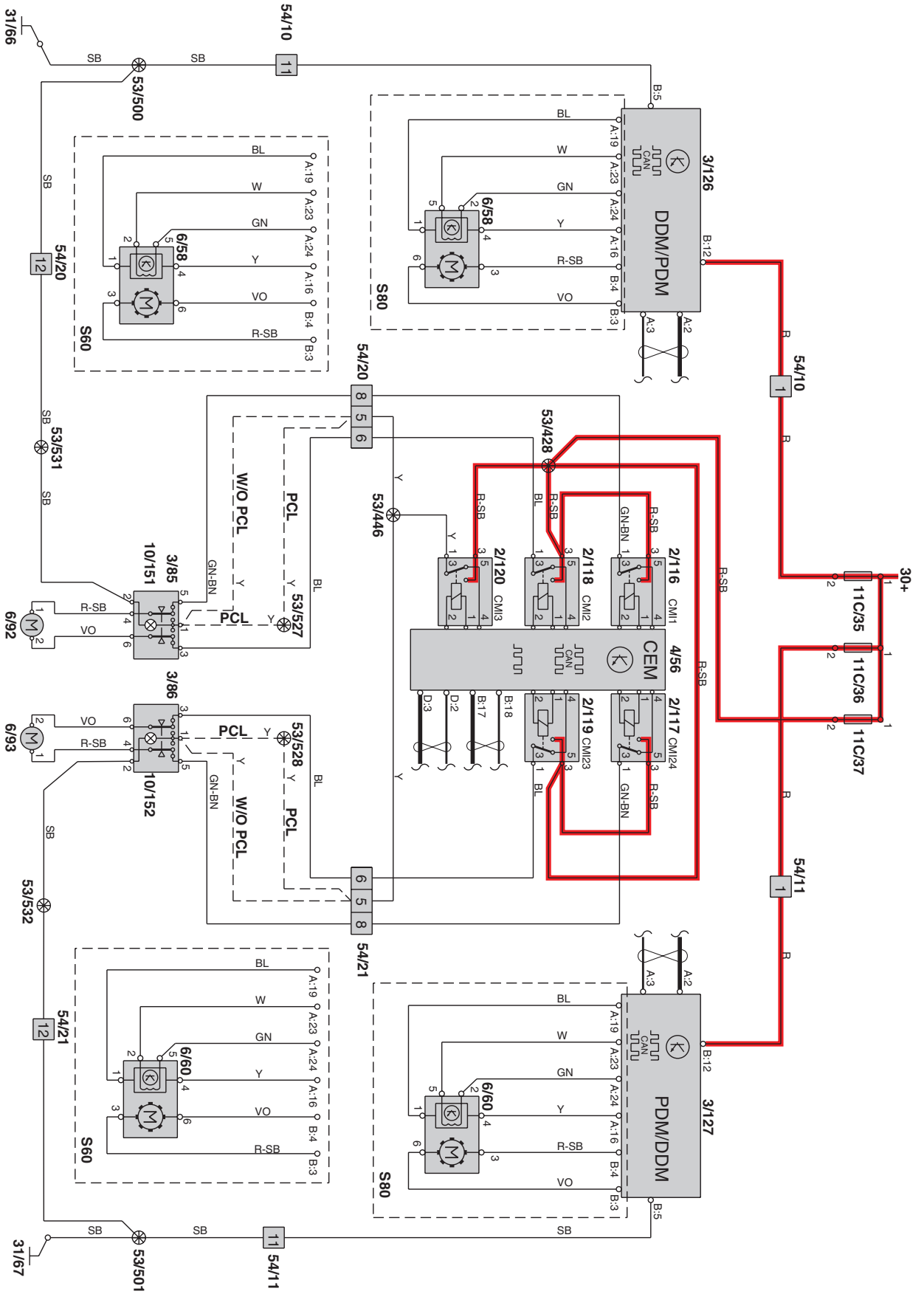


Group 64 Electronic power steering

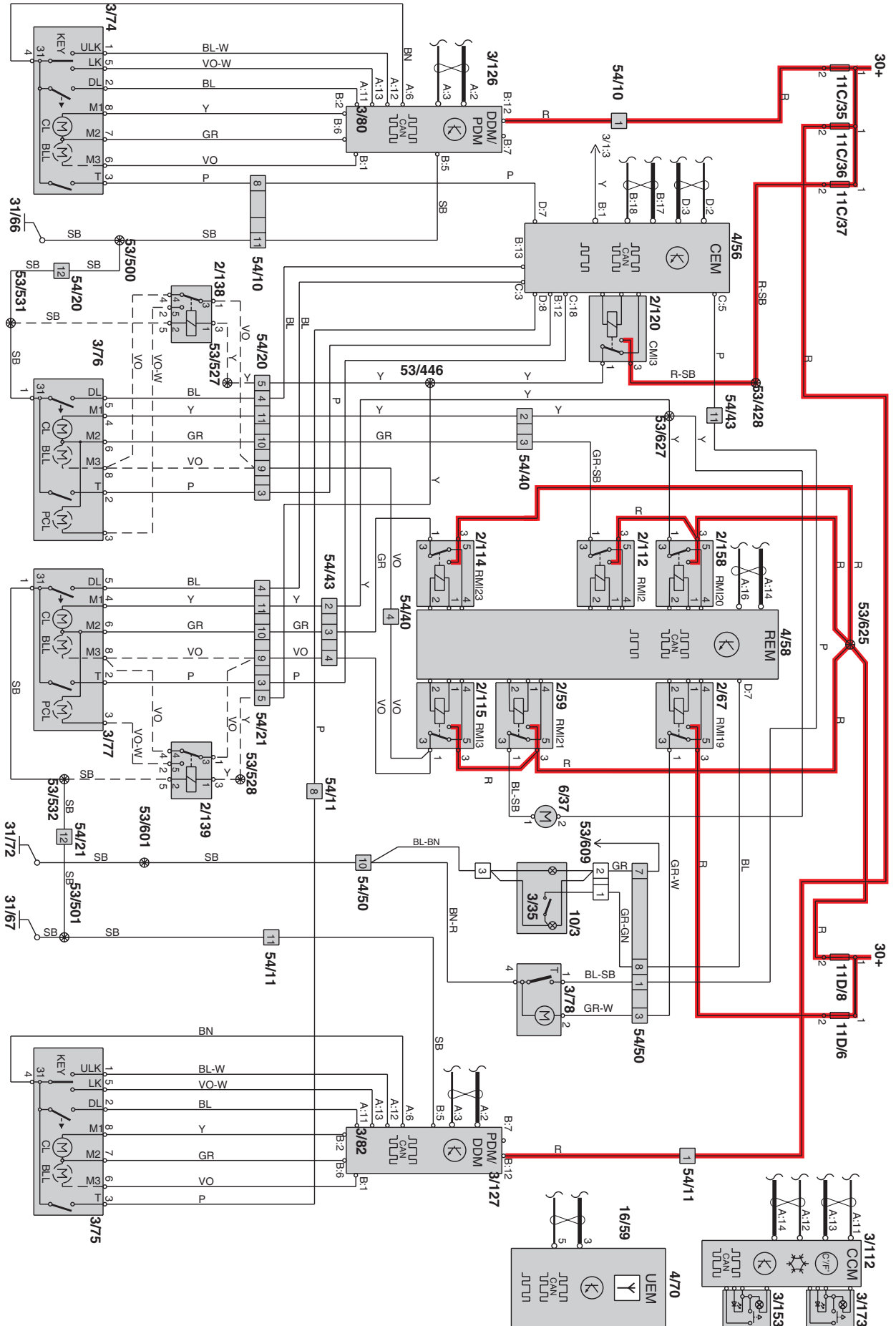


Group 76
Four-C

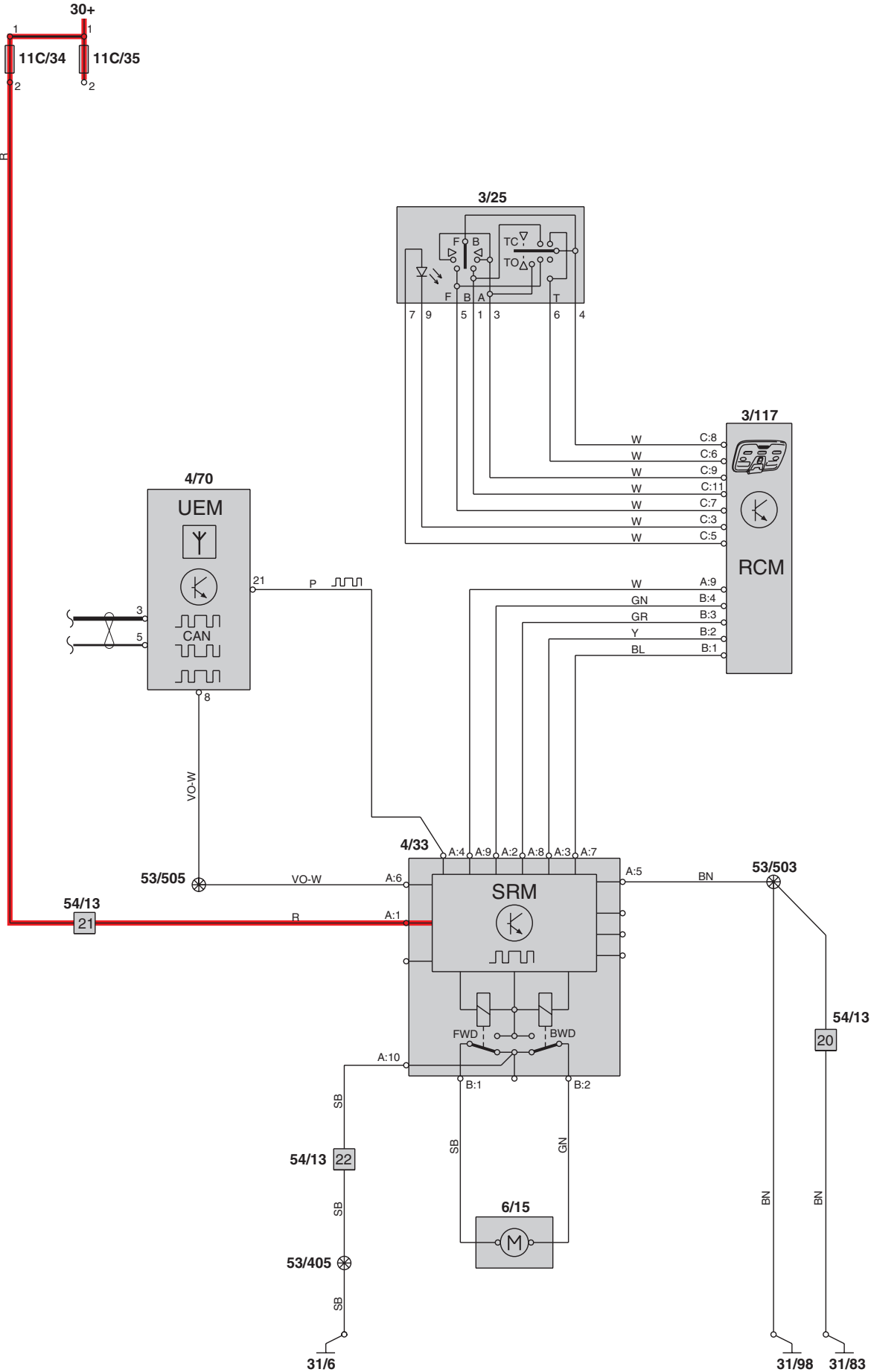




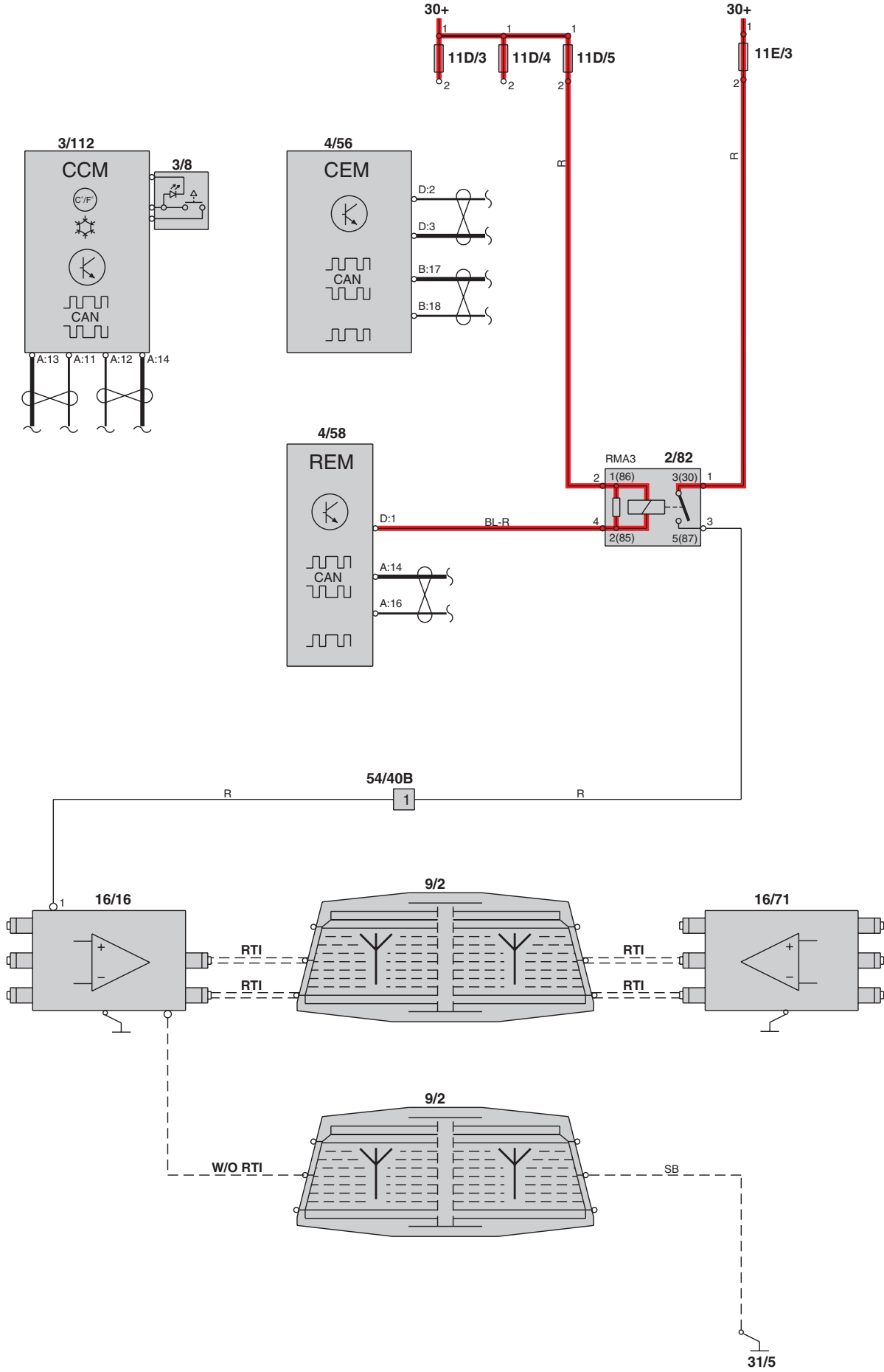
Central locking



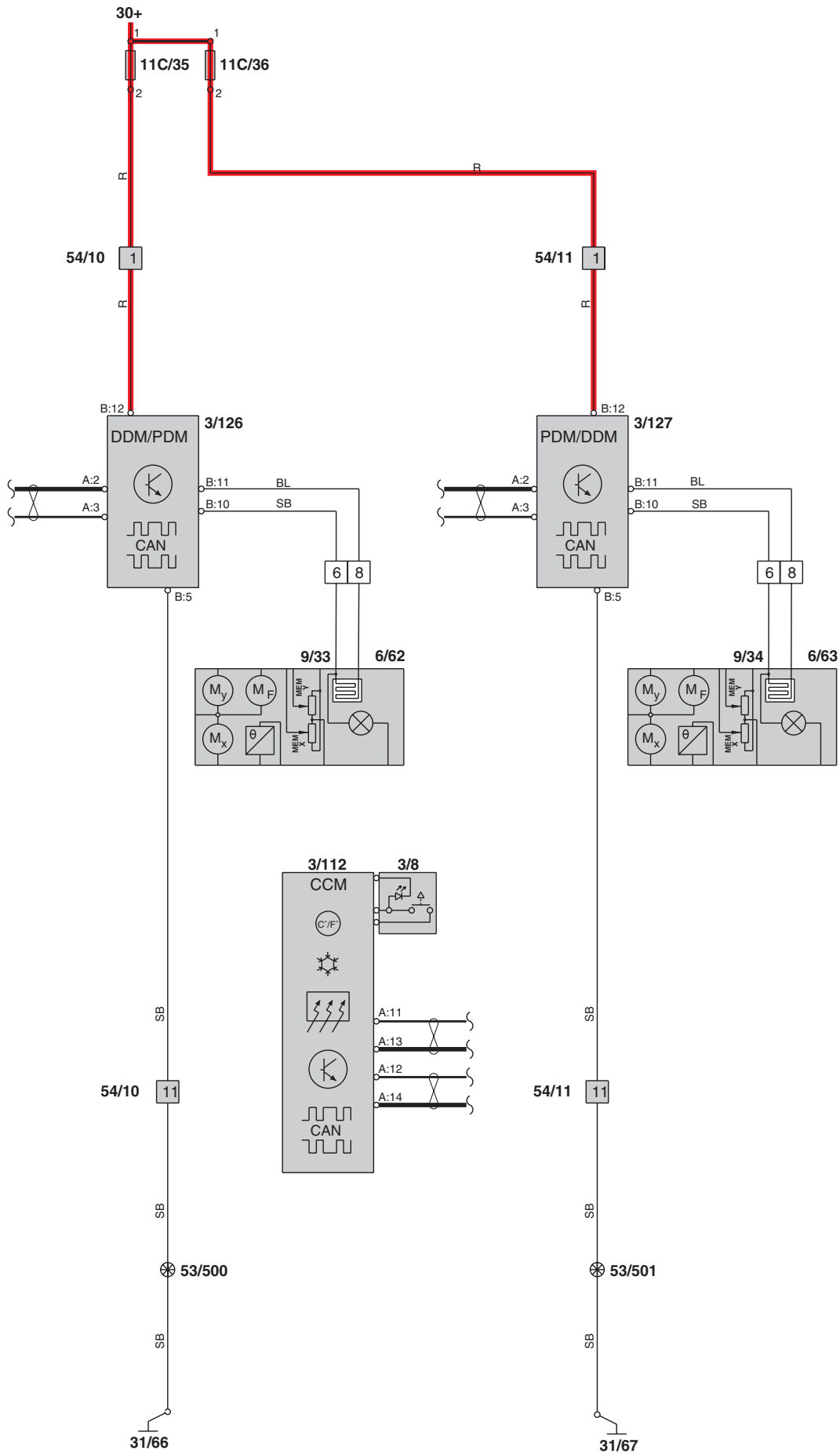
Power sunroof



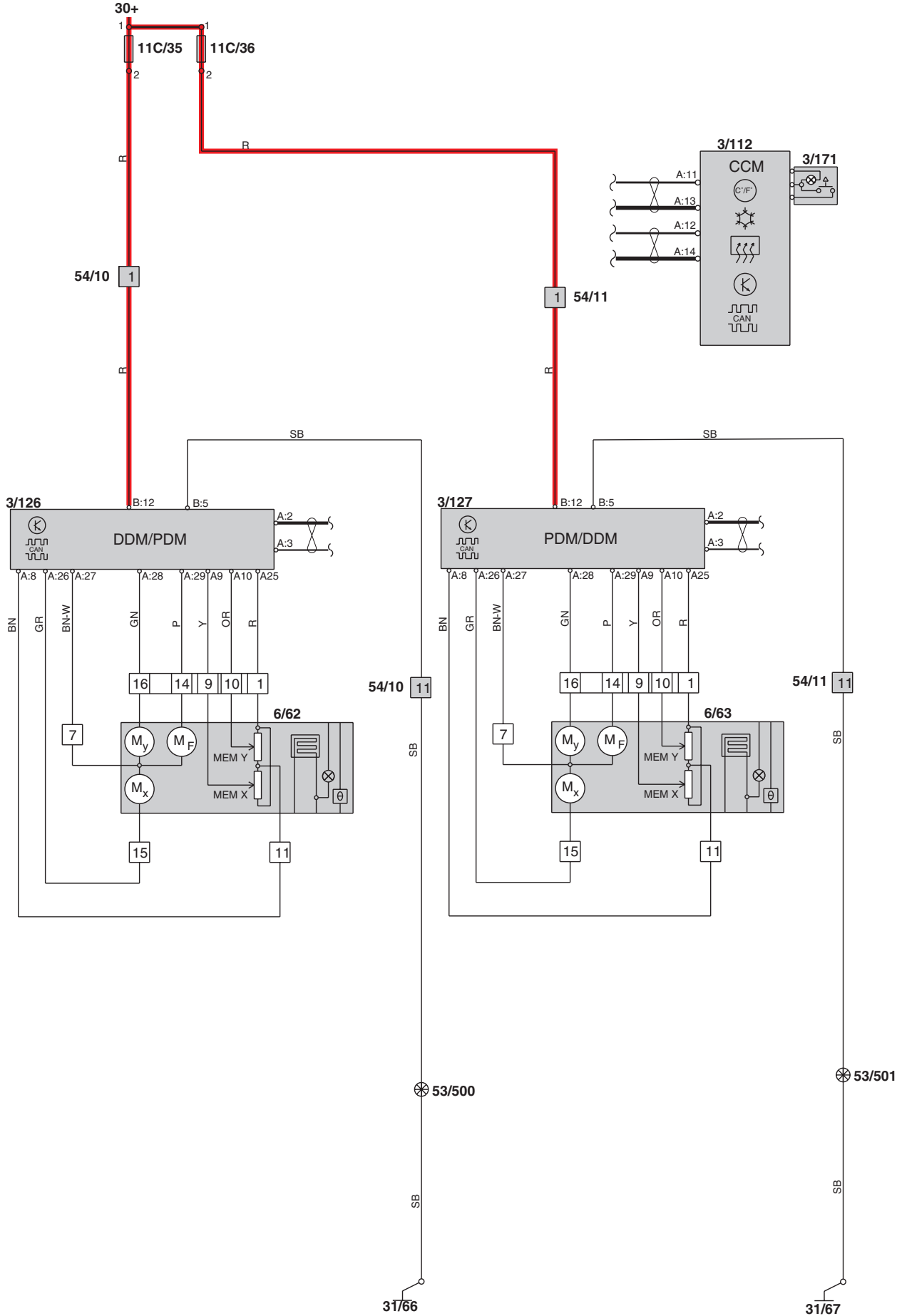
Group 84
Heated rear window



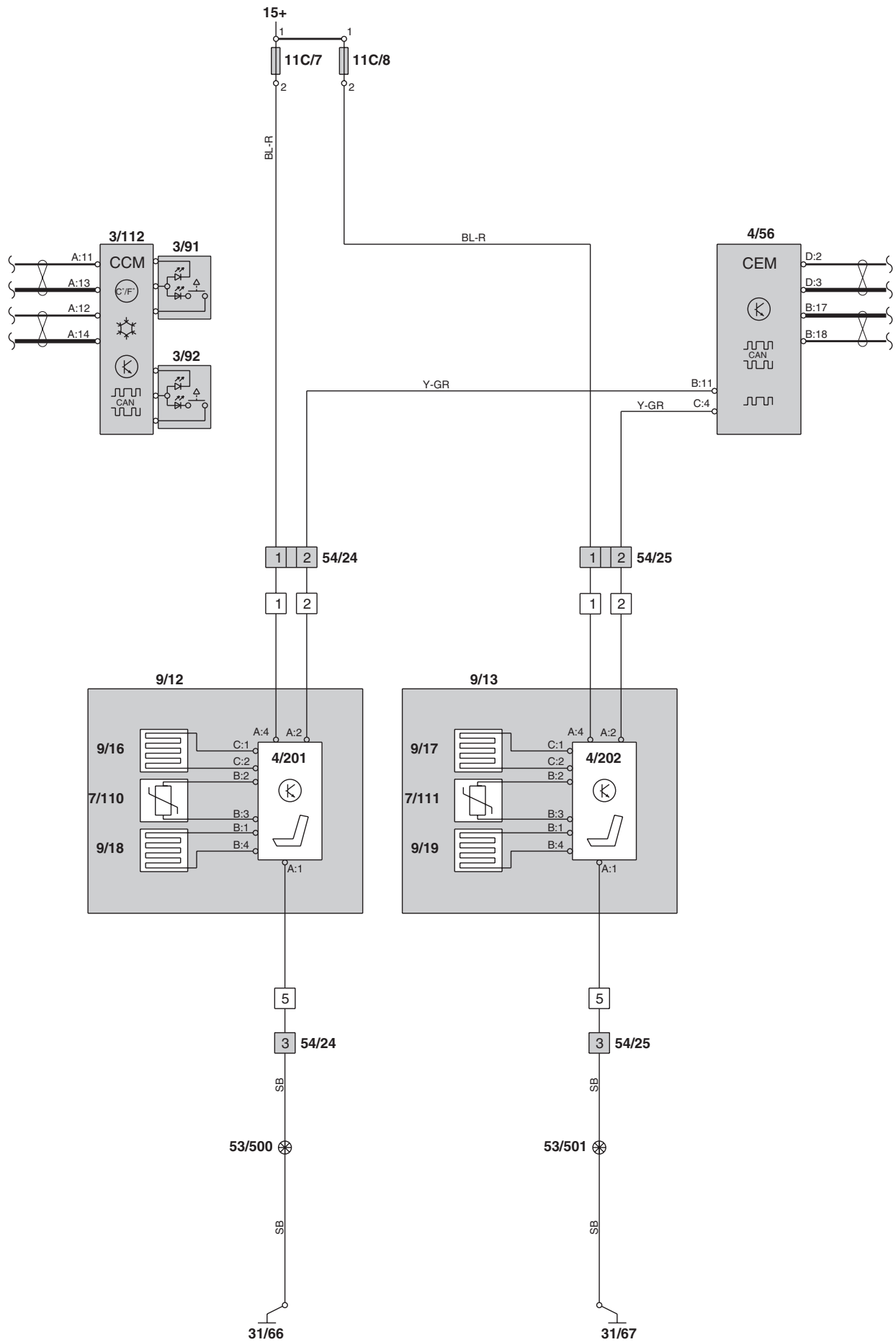
Heated door mirrors



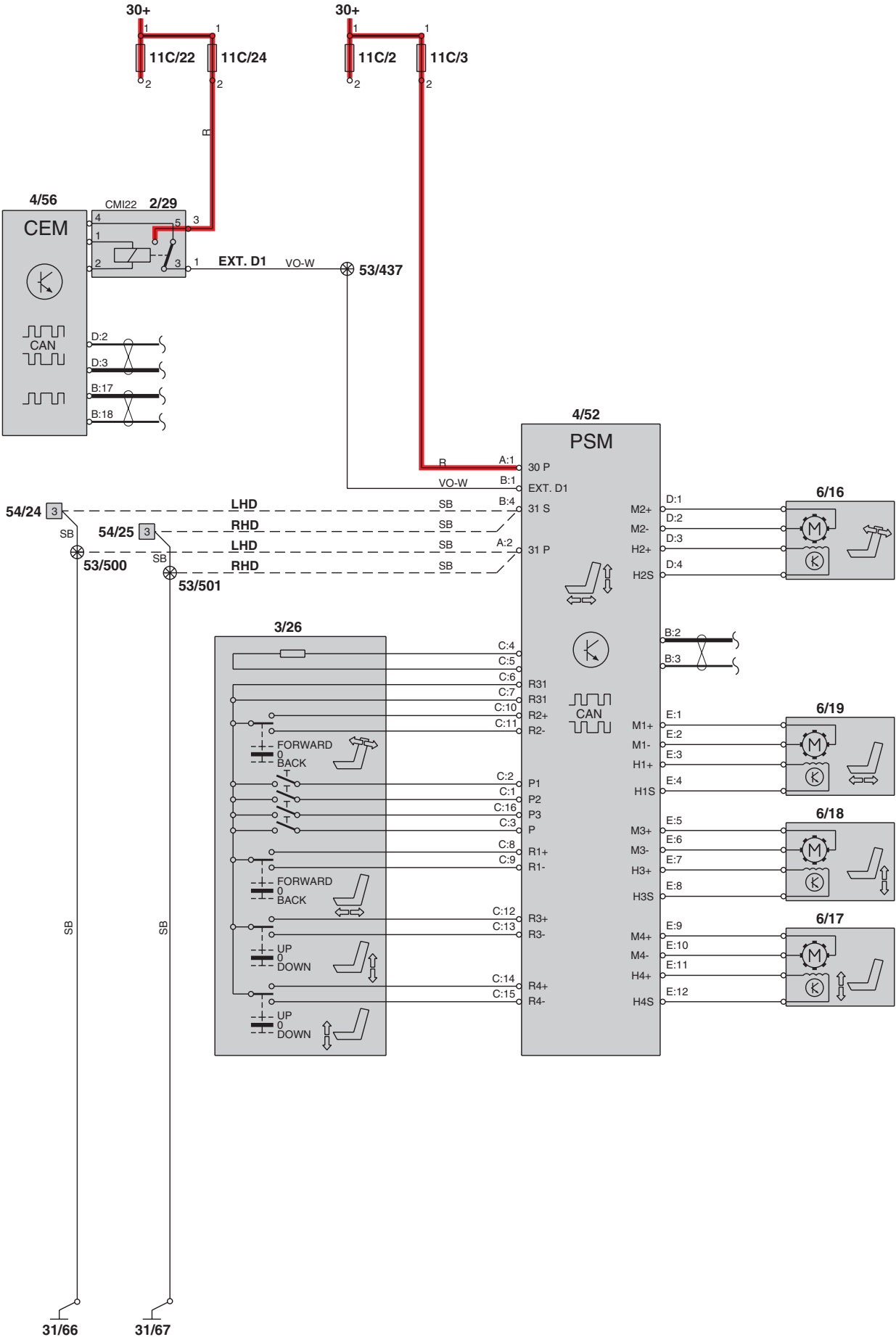
Power door mirrors



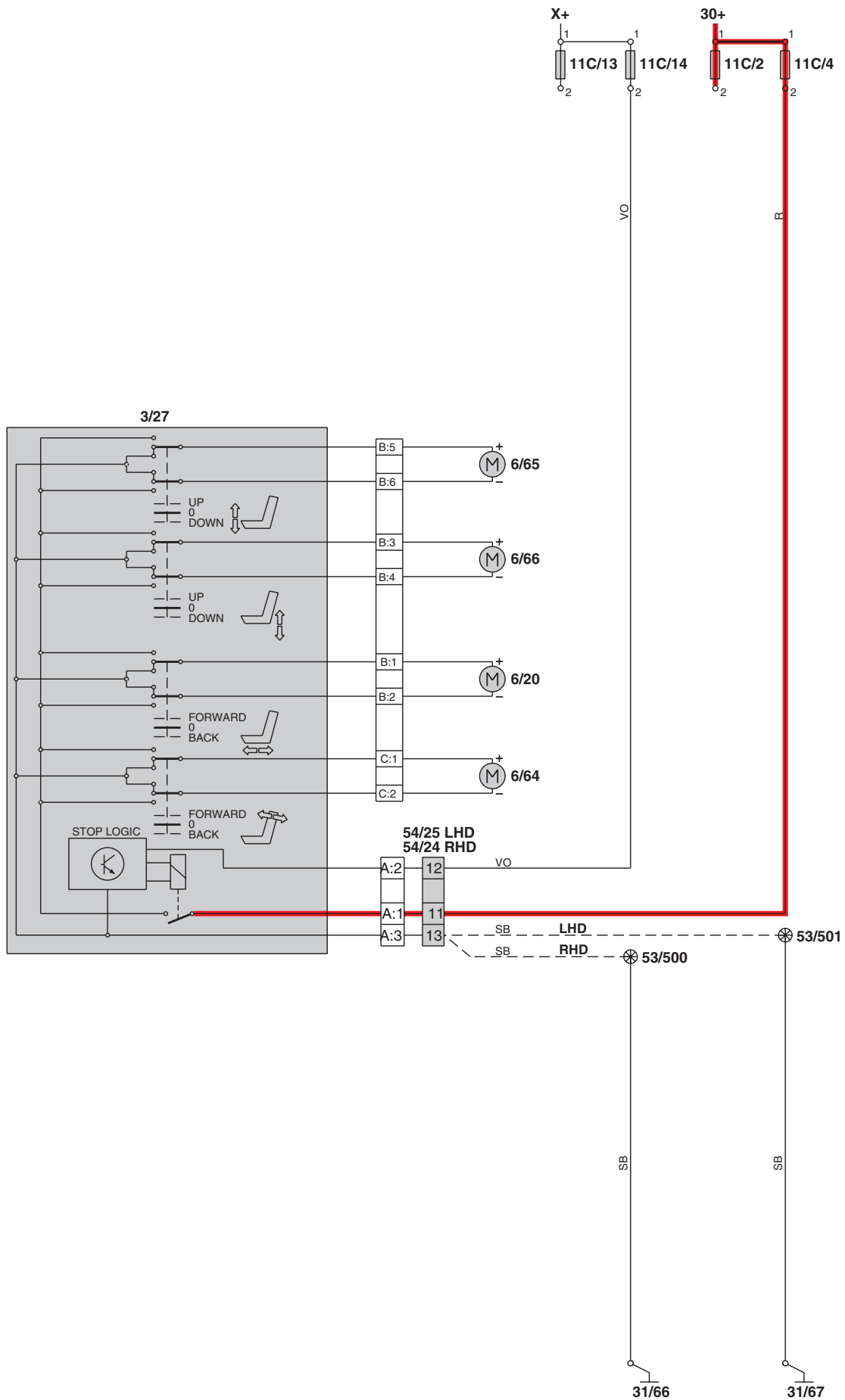
Group 85 Heated seats



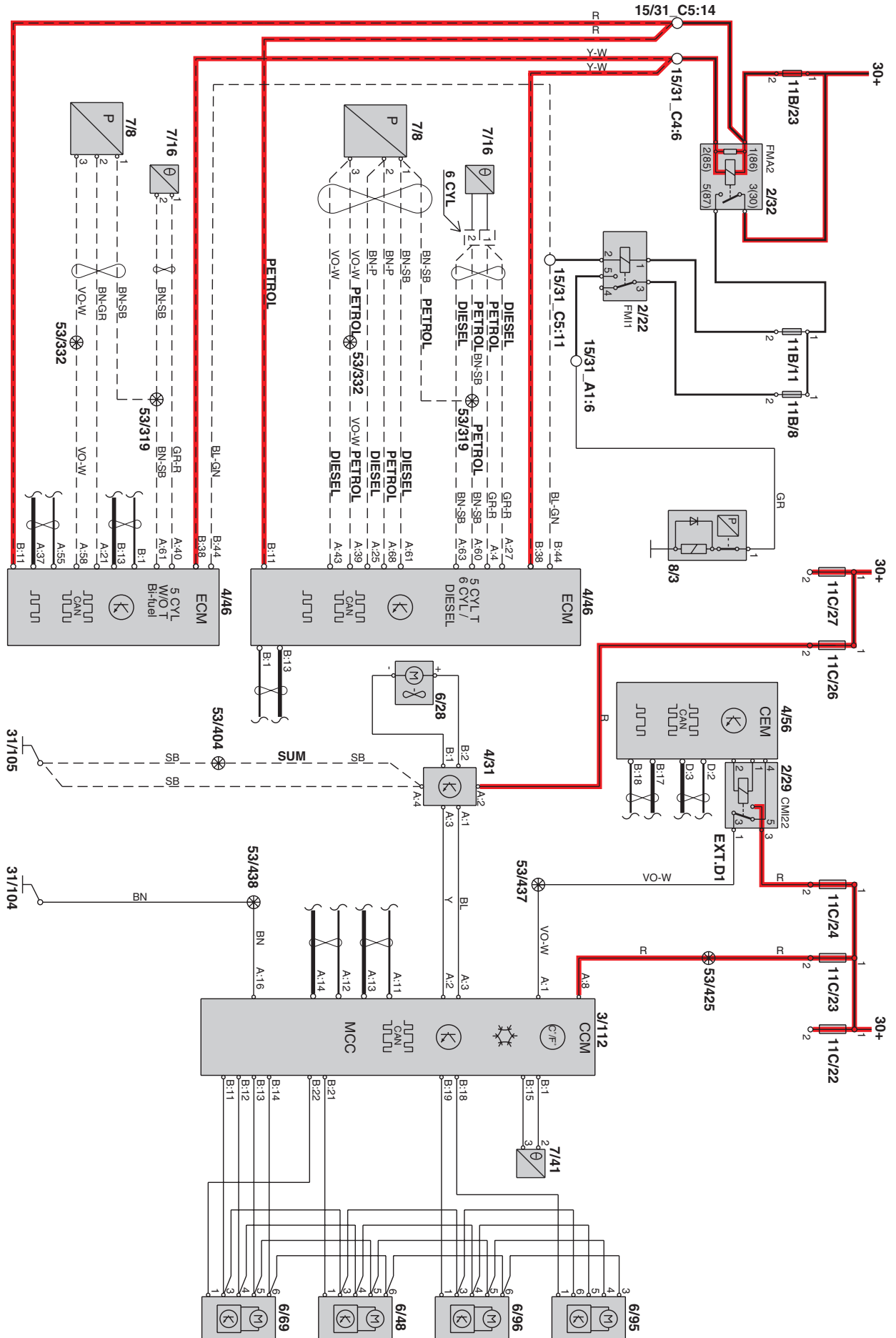
Power driver's seat



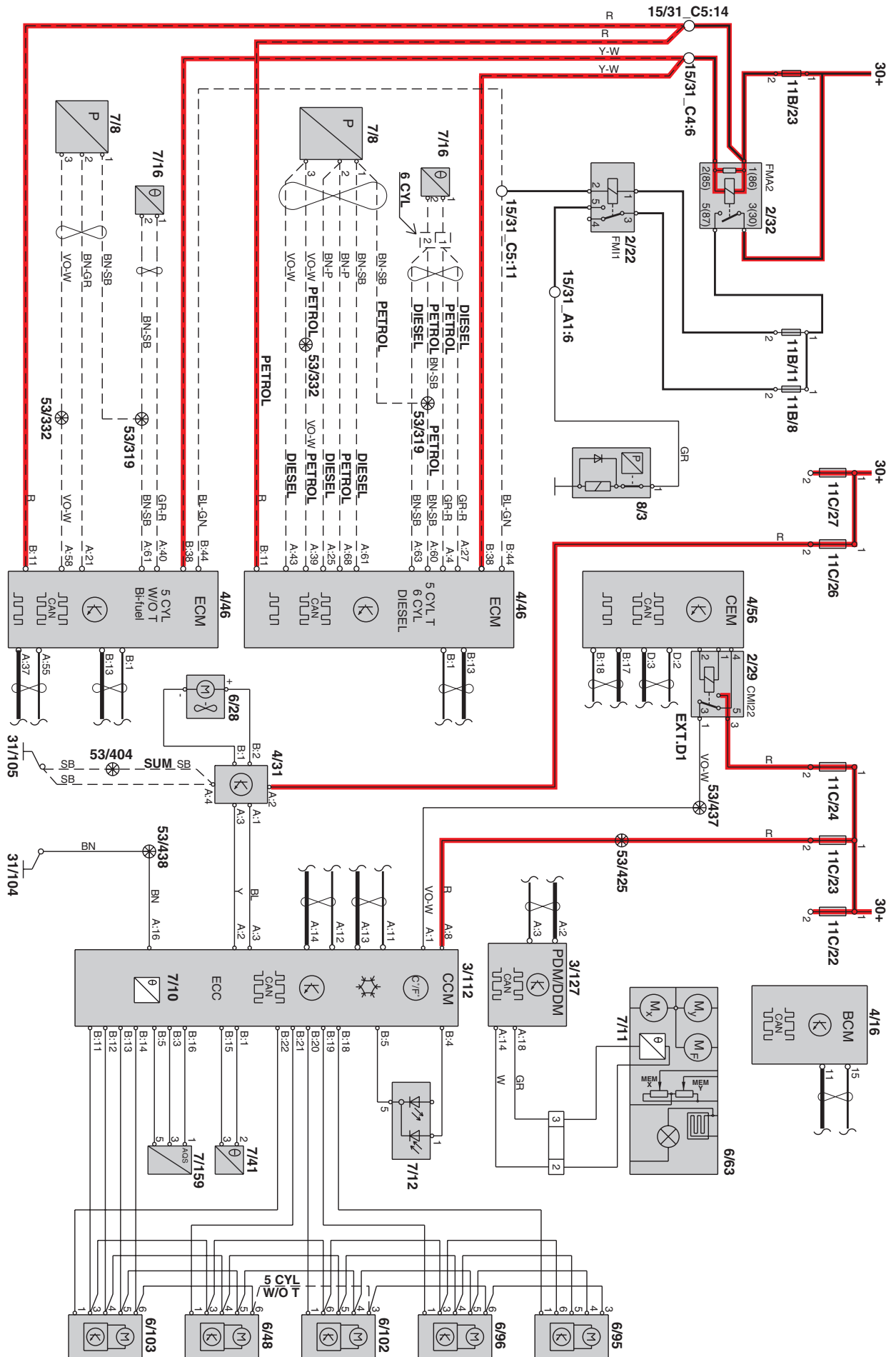
Power passenger seat



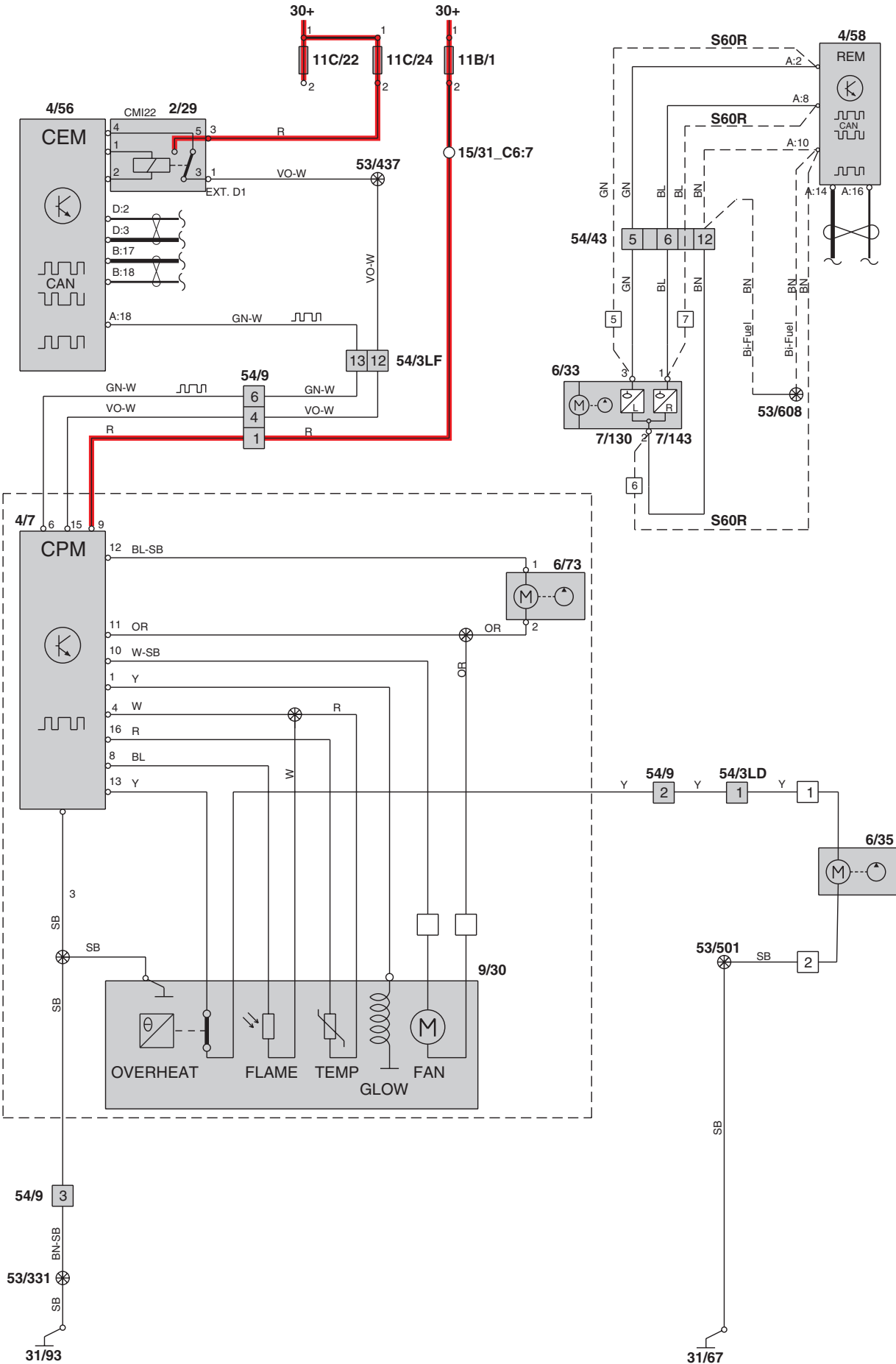
Group 87 Manual Climate Control (MCC)



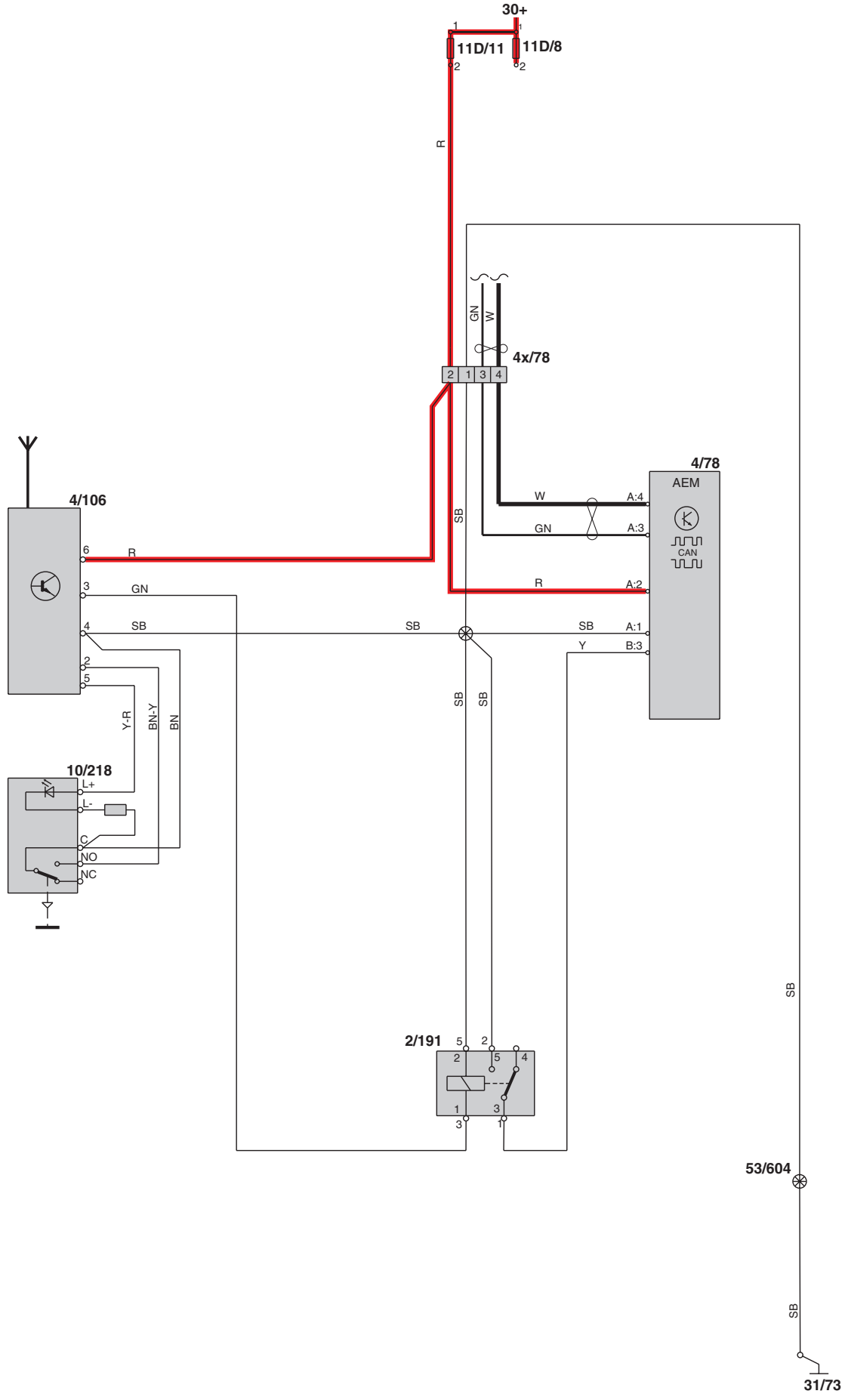
Electronic Climate Control (ECC)



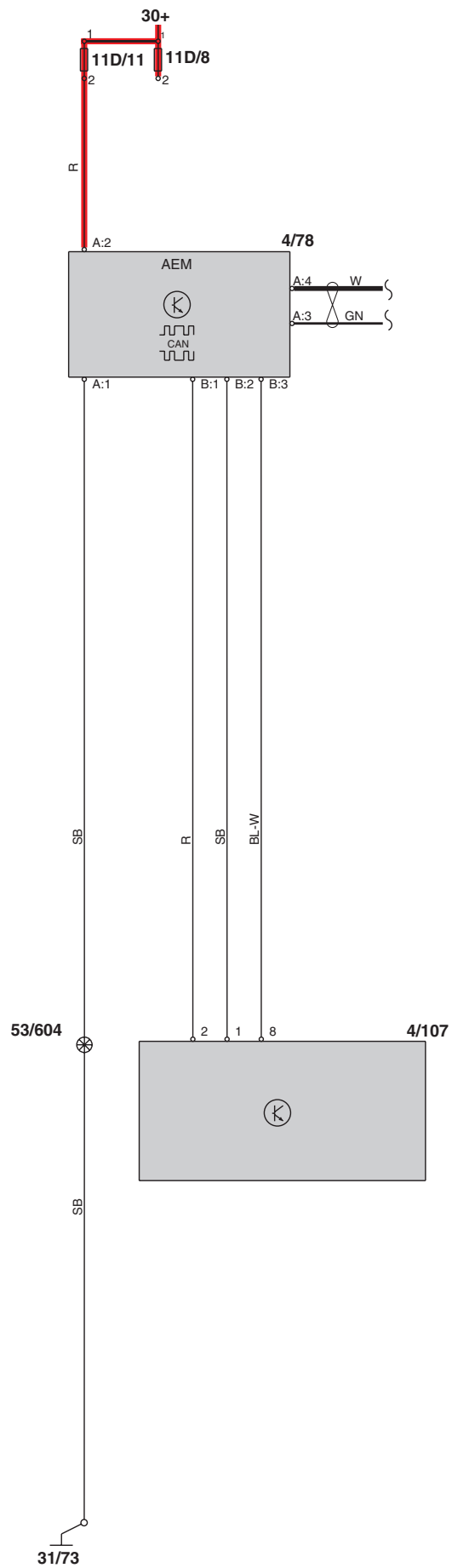
Parking heater, auxiliary heater



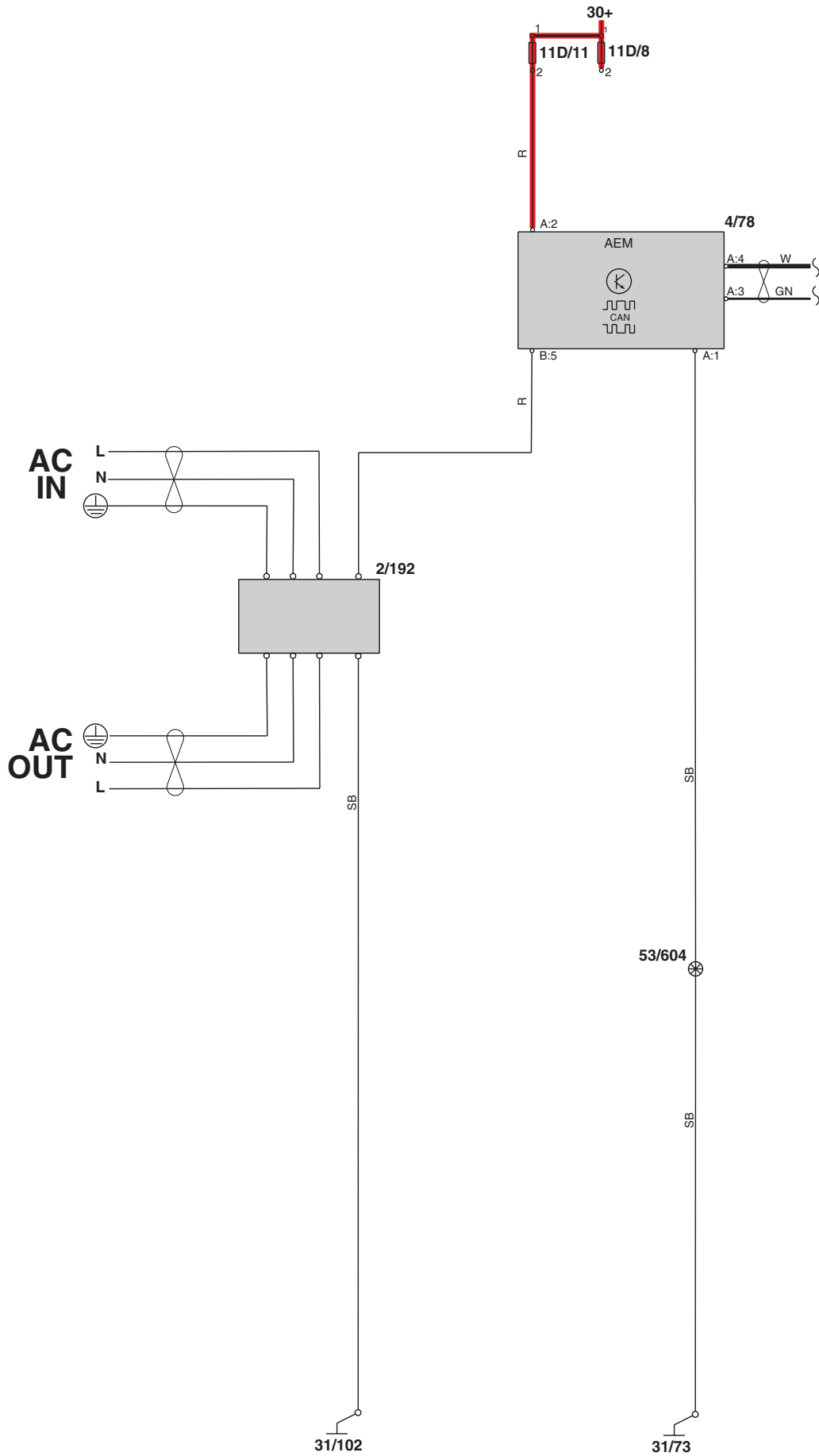
Accessory Parking heater, remote start



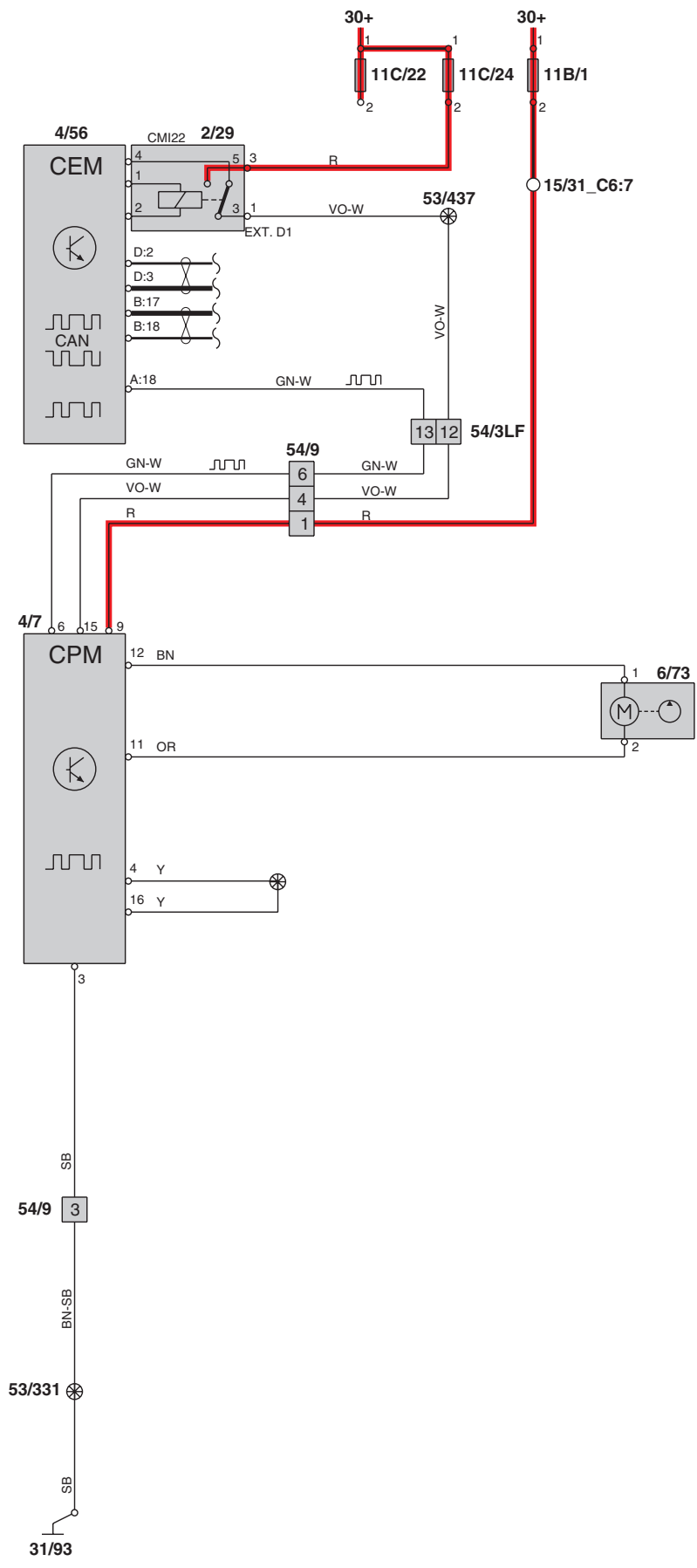
Accessory Parking heater, Call start



Accessory Relay, engine heater

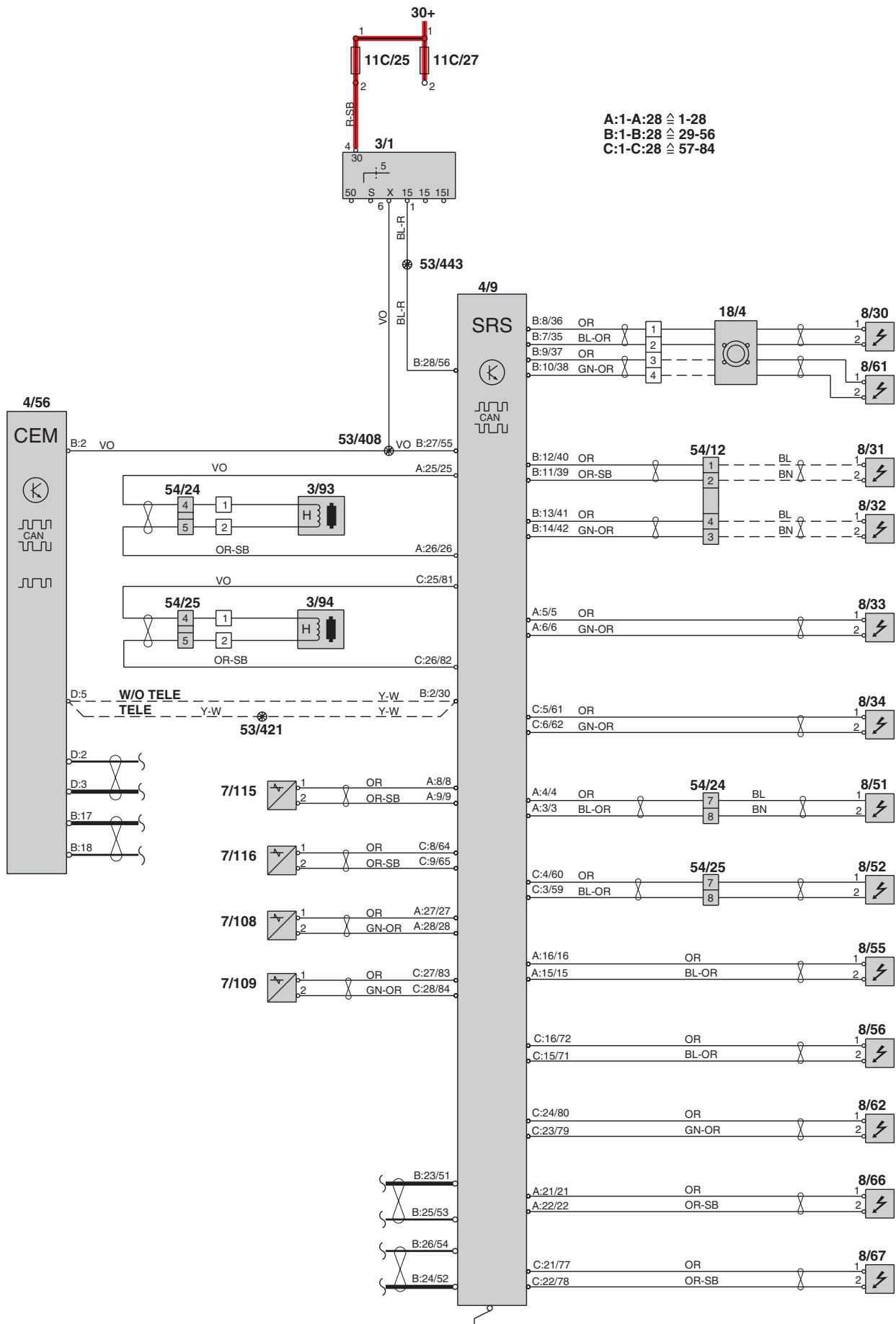


Accessory Short stop heater

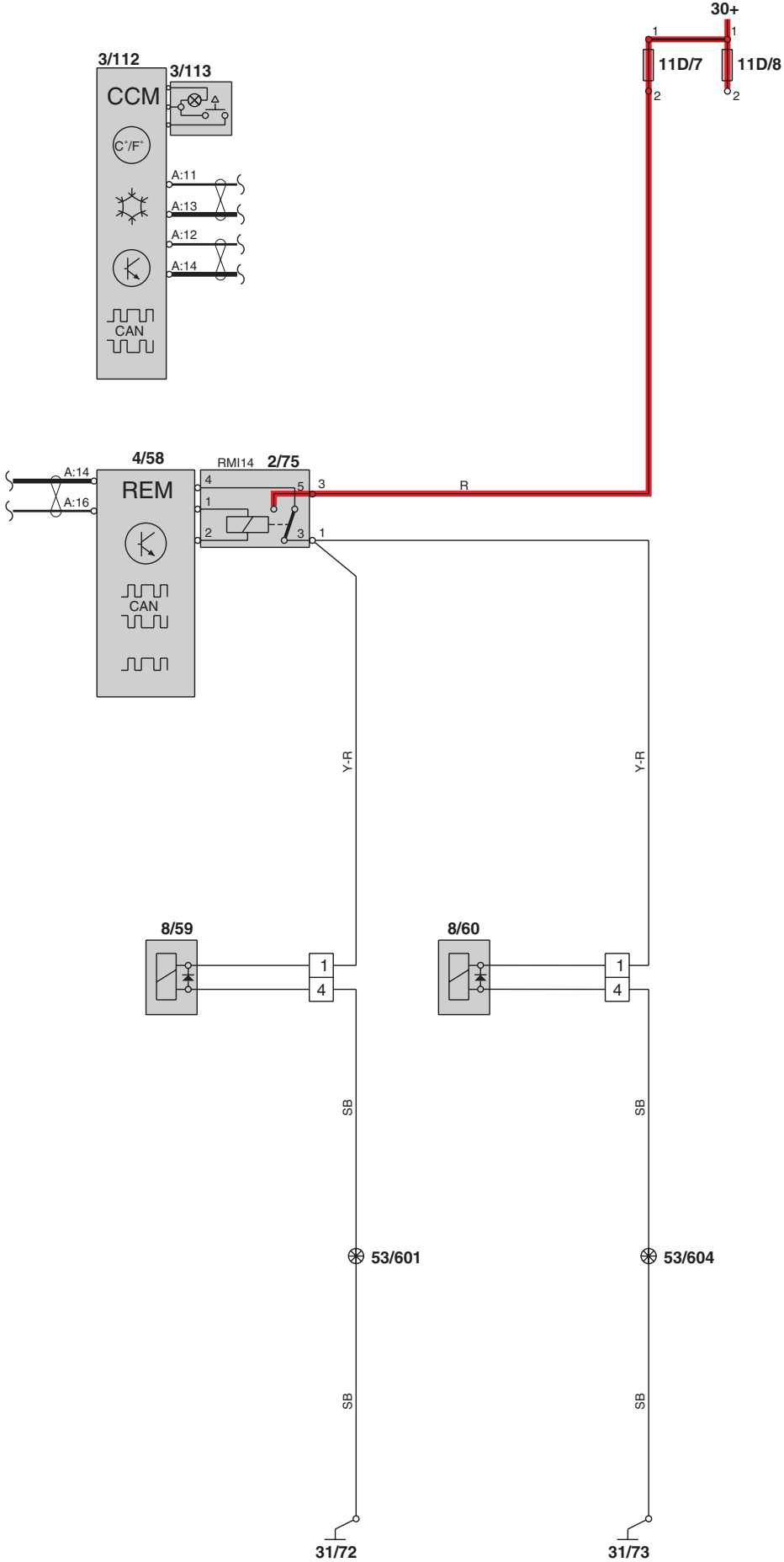


Group 88

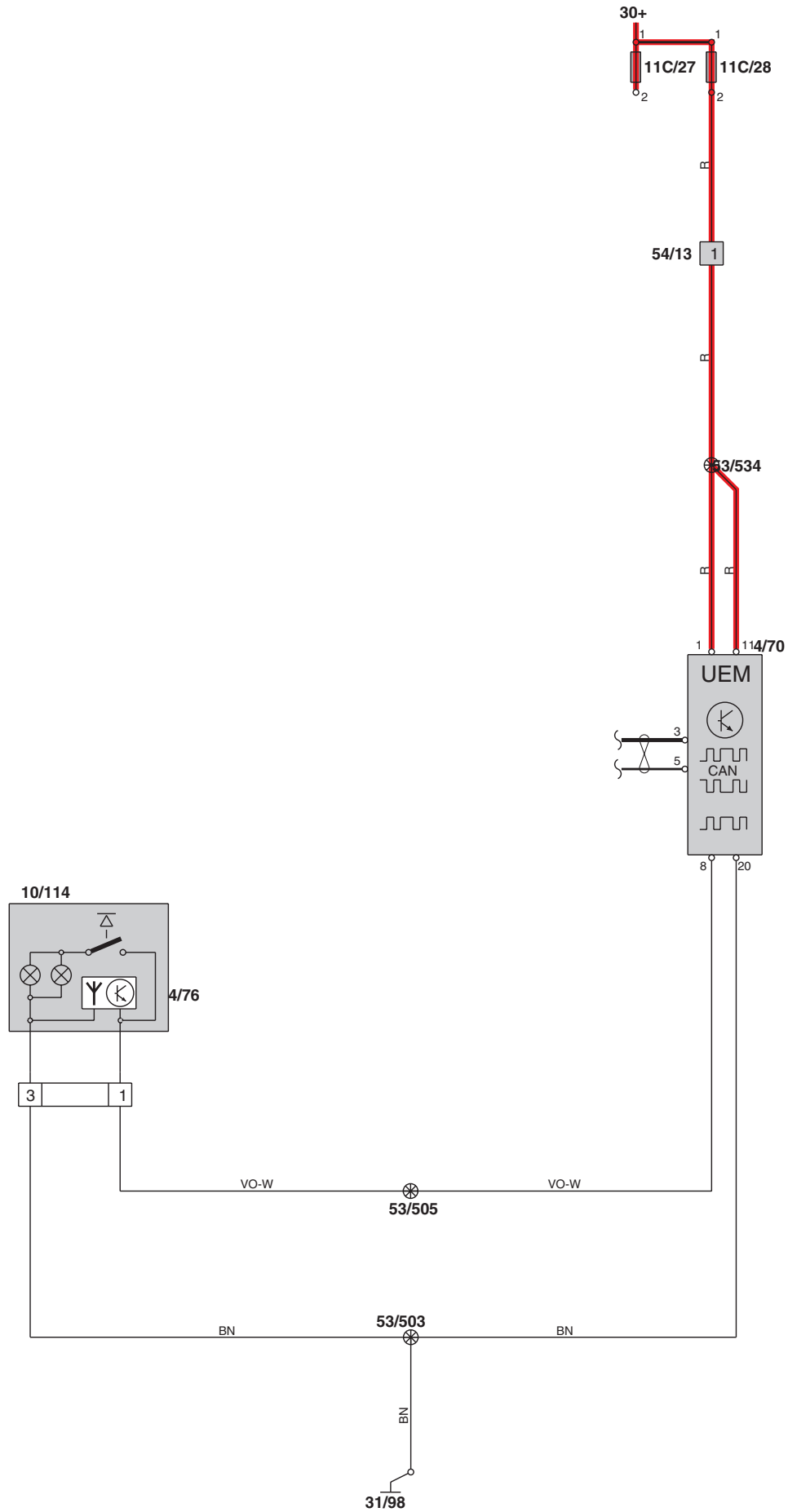
SRS Supplemental Restraint System



Electrically adjustable head restraint



Remote garage door opener



12V cargo compartment socket, accessory	79
12V outlet	78

A

Abbreviations	3
Accessory	63, 72, 75, 76, 79, 87, 89, 90, 111, 112, 113, 114
Accessory Electronic Module (AEM)	29, 68
Alarm	70
Anti-theft alarm	70
Audio	86
Audio adapter wiring, accessory	90
Audio with auxiliary amplifier	84
Automatic transmission, 4T65EV	92
Automatic transmission, AW55-50SN/AW50AWD	91
Auxiliary heater	110
Auxiliary light, accessory	63

B

Beam length adjustment	61
Brake control module (BCM)	96
Brake lights	58

C

CD changer, accessory	87
Central Electronic Module (CEM)	32
Central locking	100
Colors	3
Control modules	29, 30, 31, 32, 33, 34, 35, 36, 37
Cooling fan	50
Country/Market	3
Cruise control	51

D

Data communication	36
Diagnostics system	77
Differential Electronic Module (DEM)	95
Driver information module	80
Driver information module, Bi-fuel	81

E

Electrical distribution	6
Electrically adjustable head restraint	116
Electronic Climate Control (ECC)	109
Electronic immobilizer	73
Electronic power steering	97
Emission control, 5-cyl normally aspirated	48
Emission control, 6-cyl & 5-cyl Turbo	49
Engine management system, 5-cyl normally aspirated	38
Engine management system, 5-cyl Turbo	40
Engine management system, 6-cyl	42
Engine management system, Bi-fuel	44
Engine management system, Diesel	46

F

Fog lights	56
Four-C	98
Fuses by the battery	17
Fuses in the cargo compartment	16
Fuses in the cargo compartment 11D	16
Fuses in the cargo compartment 11E	17
Fuses in the engine compartment	8
Fuses in the engine compartment 11A	8
Fuses in the engine compartment 11B	9
Fuses in the passenger compartment	11

Fuses in the passenger compartment 11C	11
--	----

G

Geartronic	93
Ground connections	23
Groups	3

H

Handsfree, accessory	89
Heated door mirrors	103
Heated rear window	102
Heated seats	105
High and low beam	54
High and low beam, Bi-Xenon	55
Horn	65
How to use the wiring diagrams	4

I

Ignition switch and relays	18
Ignition switch symbols	3
Index s1	119
Indicators	64
Interior lighting	60

L

License plate lighting	57
List of symbols	5

M

Manual Climate Control (MCC)	108
Mobile phone	88

O

Other relays	22
--------------------	----

P

Parking Assistance system S80	71
Parking Assistance system, accessory	72
Parking heater	110
Parking heater, Call start, accessory	112
Parking heater, remote start, accessory	111
Parking lights	57
Power door mirrors	104
Power driver's seat	106
Power passenger seat	107
Power sunroof	101
Power supply	52
Power windows	99

R

Rain sensor	69
Rear Electronic Module (REM)	34
Relay, engine heater, accessory	113
Relays in the engine compartment	19
Relays/Shunts	18
Relays/Shunts in the cargo compartment	21
Relays/shunts in the cargo compartment	21
Relays/Shunts in the engine compartment	19
Relays/Shunts in the passenger compartment	20
Relays/shunts in the passenger compartment	20
Relays/Shunts, other	22
Remote garage door opener	117
Reversing lights	59
Road Traffic Information (RTI)	83

Index 2

S

Safety lighting	62
Seat belt reminder	82
Shift lock	94
Short stop heater	114
Starting system	53
Supplemental Restraint System (SRS)	115

T

Table of Contents	1
Tail lights	57

Towing bracket wiring, 13-pin, accessory	76
Towing bracket wiring, 7-pin, accessory	75
Trailer functions	74

W

Warning lights	64
Wiper/washer, headlights	67
Wiper/washer, windshield	66

List of components

1/1	Battery	3/10	Reversing light contact
2/14	Relay, glow plug unit	3/25	Power sunroof switch
2/17	Horn relay	3/26	Power driver's seat module
2/22	Relay, climate control system	3/27	Power passenger seat module
2/23	Fuel pump relay	3/35	Trunk handle switch
2/29	Relay, extended D1 feed	3/37	Horn contact
2/30	X feed overload relay	3/47	Parking brake contact
2/31	15-feed overload relay	3/53	Recirculation switch
2/32	Engine management system main relay	3/56	Fan switch
2/33	Relay, fuel system	3/59	Control, beam adjustment
2/34	Fog light relay, front	3/60	Auxiliary light switch
2/35	Starter motor relay	3/62	Hood alarm contact
2/49	Relay, rear fog light	3/71	Gear selector contacts
2/52	Relay, 15l feed, rear	3/73	Power Child Lock (PCL) switch
2/59	Unlocking relay, fuel filler flap	3/74	Left-hand front door lock unit
2/61	Relay, parking light	3/75	Right-hand front door lock unit
2/62	Relay, low beam/Bi-Xenon	3/76	Left-hand rear door lock unit
2/63	High beam relay	3/77	Right-hand rear door lock unit
2/64	Auxiliary light (accessory) relay	3/78	Trunk lid lock unit
2/67	Trunk lid opening relay	3/80	Switch, left-hand central lock
2/75	Rear adjustable head restraint relay	3/82	Switch, right-hand central lock
2/79	Brake light relay	3/85	Rear left door power window switch
2/80	Reversing light relay	3/86	Rear right door power window switch
2/82	Relay, heated rear window	3/91	Switch, left-hand heated seat
2/83	Trailer fog light relay	3/92	Switch, right-hand heated seat
2/90	Relay, windshield wiper, low/high speed	3/93	Left seatbelt latch switch
2/91	Relay, intermittent windshield wiper	3/94	Right seatbelt latch switch
2/92	Relay, windshield washer motor	3/95	Spin control switch
2/101	Relay for extended D2 feed, automatic transmission	3/111	Light Switch Module (LSM)
2/112	Unlocking relay, left-hand rear	3/112	Climate Control Module (CCM)
2/114	Unlocking relay, right-hand rear	3/113	Rear adjustable head restraint relay
2/115	Relay, deadlock, rear doors	3/117	Dome light control module
2/116	Rear power window up relay	3/118	Climate control switch
2/117	Right rear power window up relay	3/119	Climate control switch, auto
2/118	Rear power window down relay	3/121	Climate control switch, defroster
2/119	Right rear power window down relay	3/122	Climate control switch, ventilation
2/120	Relay - power windows, power child lock rear door	3/123	Climate control switch, floor
2/138	Deadlock relay, left-hand rear door	3/124	Temperature switch, left-hand side
2/139	Deadlock relay, right-hand rear door	3/125	Temperature switch, right-hand side
2/140	Relay CNG/LPG	3/126	Driver/Passenger Door Module (DDM/PDM)
2/142	Relay, preheated fuel filter	3/127	Passenger/Driver Door Module (PDM/DDM)
2/143	Relay, fuel leakage control	3/130	Steering Wheel Module (SWM)
2/152	Relay, daytime running lights	3/131	Switch, audio/mobile phone
2/158	Locking relay, rear doors, filler flap	3/135	RTI switch
2/174	Relay, Suspension Module (SUM)	3/155	Automatic transmission program selector
2/191	Relay, remote parking heater start, radio signal	3/156	Gear Selector Module (GSM)
2/192	Relay (230V), engine heater	3/171	Switch, retractable door mirrors
3/1	Ignition switch	3/173	Switch, trunk lid private lock
3/4	Cruise control switch SWS	3/174	Switch, reduced alarm
3/6	Hazard warning flasher switch	3/183	Switch, max defrost
3/8	Heated rear window/door mirror switch	3/184	CNG/LPG switch
3/9	Brake light contact	3/225	Control unit, continuous damping control (CDC)

4/7	Combustion Preheater Module (CPM)	6/93	Motor, rear right power window
4/9	Control module, Supplemental Restraint System (SRS)	6/95	Damper motor, temperature, left-hand side
4/16	Brake Control Module (BCM)	6/96	Damper motor, temperature, right-hand side
4/28	Transmission Control Module (TCM)	6/102	Damper motor, defroster
4/31	Fan control module	6/103	Damper motor, floor/ventilation
4/33	Sunroof control module (SRM)	6/105	Fuel distributor, gas
4/46	Engine Control Module (ECM)	6/114	Vacuum pump
4/50	Electronic Throttle Module (ETM)	6/120	Engine throttle body
4/52	Power Seat Module (PSM)		
4/56	Central Electronic Module (CEM)	7/4	Brake fluid level sensor
4/58	Rear Electronic Module (REM)	7/5	Washer fluid level sensor
4/68	Steering Angle Sensor module (SAS)	7/6	Oil pressure sensor
4/70	Upper Electronic Module (UEM)	7/8	Pressure sensor, climate control system
4/71	Cooling fan control module	7/10	Interior temperature sensor
4/76	Remote control unit for garage door opener	7/11	Outside temperature sensor
4/78	Accessory Electronic Module (AEM)	7/12	Sun sensor, indication alarm and electronic immobilizer
4/82	Differential Electronic Module (DEM)		
4/83	Fuel pump control module	7/15	Heated oxygen sensor
4/84	Suspension Module (SUM)	7/16	Coolant temperature sensor
4/86	Parking Assistance Module (PAM)	7/17	Mass airflow sensor MAF
4/99	Electronic power steering control module	7/23	Rear knock sensor
4/106	Control module, remote parking heater start	7/24	Front knock sensor
4/107	Control module, parking heater, Call start	7/25	Impulse sensor
4/108	Parking Assistance Module	7/31	Left-hand front ABS sensor
4/201	Left-hand seat heater control module	7/32	Right-hand front ABS sensor
4/202	Right-hand seat heater control module	7/35	Oil level sensor
		7/41	Temperature sensor, evaporator
5/1	Driver Information Module (DIM)	7/51	Accelerator pedal sensor
		7/56	Left-hand rear ABS sensor
6/1	Windshield wiper motor	7/57	Right-hand rear ABS sensor
6/2	Windshield washer pump	7/61	Input speed sensor
6/3	Right-hand headlight wiper motor	7/62	Output speed sensor
6/4	Left-hand headlight wiper motor	7/73	Coolant level sensor
6/15	Sunroof motor	7/74	Oil temperature sensor, automatic transmission
6/16	Driver seat motor, backrest angle	7/77	Temperature sensor, intake air
6/17	Driver seat motor, up/down front edge	7/81	Pressure sensor, intake manifold
6/18	Driver seat motor, up/down rear edge	7/82	Heated oxygen sensor, diagnosis 1
6/19	Driver seat motor, forward/backward	7/84	Tank pressure sensor
6/20	Passenger seat motor, forward/backward	7/87	Acceleration sensor, Four-C, front left
6/25	Starter motor	7/88	Acceleration sensor, Four-C, front right
6/26	Generator	7/89	Acceleration sensor, Four-C, rear left
6/28	Motor, passenger compartment fan	7/90	Acceleration sensor, Four-C, rear right
6/29	Motor, electric cooling fan	7/91	Steering angle sensor
6/31	Feed pump, ejectors	7/100	Inclination Sensor Module (ISM)
6/33	Fuel pump	7/103	Heated oxygen sensor 3
6/35	Fuel pump, auxiliary heater	7/104	Heated oxygen sensor 4 (diagnostic probe)
6/37	Lock motor, fuel filler flap	7/105	Outside temperature sensor, engine control module
6/38	Left-hand headlight level adjustment motor	7/108	Left-hand rear side impact sensor
6/39	Right-hand headlight adjustment motor	7/109	Right-hand rear side impact sensor
6/44	Cooling fan, electrics box, engine compartment	7/110	Left-hand seat temperature sensor
6/48	Damper motor, recirculation	7/111	Right-hand seat temperature sensor
6/58	Motor, front left power window	7/115	Left-hand front side impact sensor
6/60	Motor, front right power window	7/116	Right-hand front side impact sensor
6/62	Left-hand power door mirror	7/118	Acceleration sensor, Four-C, rear right
6/63	Right-hand power door mirror	7/119	Acceleration sensor, shock absorber, Four-C, front right
6/64	Passenger seat motor, backrest angle	7/120	Rear left angle sensor, Four-C/Bi-Xenon
6/65	Passenger seat motor, up/down front edge	7/121	Rear right angle sensor, Four-C/Bi-Xenon
6/66	Passenger seat motor, up/down rear edge	7/120	Rear left angle sensor
6/67	Pump, fuel leakage control	7/122	Mass Movement Sensor (MMS)
6/69	Damper motor, ventilation/floor/defroster	7/123	Clutch pedal sensor
6/71	Valve, speed-dependent power steering	7/124	Brake pedal sensor
6/73	Coolant pump, auxiliary heater		
6/92	Motor, rear left power window		

7/129	Brake pressure sensor 2	9/1	Front 12V outlet
7/130	Fuel level sensor, injector side	9/2	Heated rear window
7/131	Parking Assistance sensor 1	9/12	Left seat heater
7/132	Parking Assistance sensor 2	9/13	Right seat warmer
7/133	Parking Assistance sensor 3	9/16	Left-hand backrest heating element
7/134	Parking Assistance sensor 4	9/17	Right-hand backrest heating element
7/139	Brake pressure sensor 1	9/18	Left-hand seat heating element
7/143	Fuel level sensor, pump side	9/19	Right-hand seat heating element
7/149	Rain sensor	9/25	Rear 12V outlet
7/153	Sensor, fuel level LPG	9/30	Auxiliary heater
7/156	Pressure and temperature sensor CNG	9/32	PTC resistor - air preheating
7/159	Air quality sensor	9/33	Left-hand heated door mirror
7/162	Pressure sensor, fuel line	9/34	Right-hand heated door mirror
7/164	Sensor module DSTC	9/38	Electrically heated fuel filter
7/165	Temperature sensor, intake manifold		
7/172	Position sensor, camshaft, intake side	10/1	Left-hand front lamp housing
7/173	Sensor, camshaft	10/2	Right-hand front lamp housing
		10/3	License plate lighting
8/3	Electromagnetic clutch, climate control system	10/5	Front left fog light
8/6-11	Injectors	10/6	Front right fog light
8/17	EGR valve	10/11	Front left parking light
8/18	EVAP valve	10/12	Front right parking light
8/19	Solenoid, variable valve timing outlet	10/13	Front left direction indicator
8/20	Shock absorber, Four-C, front left	10/14	Front right direction indicator
8/21	Shock absorber, Four-C, front right	10/15	Indicator, front left door
8/22	Shock absorber, Four-C, rear left	10/16	Indicator, front right door
8/23	Shock absorber, Four-C, rear right	10/17	Lamp housing, right-hand tail light
8/28	Turbocharger control valve	10/18	Lamp housing, left-hand tail light
8/30	Driver side airbag igniter	10/19	Auxiliary brake light
8/31	Passenger side airbag igniter	10/25	Ceiling light, cargo compartment
8/32	Igniter, passenger side airbag stage 2	10/29	Glove compartment lighting
8/33	Front left belt tensioner igniter	10/42	Rear right parking light
8/34	Front right seat belt tensioner igniter	10/43	Right-hand brake light
8/36	Shift lock solenoid	10/44	Right-hand tail light lamp
8/37	Automatic transmission	10/45	Right-hand tail light lamp 2
8/38	Shift solenoid 1	10/46	Fog light, right rear
8/39	Shift solenoid 2	10/47	Rear right direction indicator
8/40	Lock-up solenoid	10/48	Right-hand reversing light
8/41	Pressure solenoid	10/49	Rear left parking light
8/46	DSTC activation module	10/50	Left-hand brake light
8/51	Front left side airbag igniter	10/51	Left-hand tail light lamp
8/52	Front right side airbag igniter	10/52	Left-hand tail light lamp 2
8/55	Rear left belt tensioner igniter	10/53	Fog light, left rear
8/56	Rear right belt tensioner igniter	10/54	Rear left direction indicator
8/59	Rear left head restraint solenoid	10/55	Left-hand reversing light
8/60	Rear right head restraint solenoid	10/64	Right high beam
8/61	Driver side airbag igniter step 2	10/65	Auxiliary light, front right
8/62	Belt tensioner igniter, center rear seat	10/66	Right low beam
8/64	Solenoid valve, engine mounting	10/68	Left high beam
8/66	Left-hand inflatable curtain igniter	10/69	Auxiliary light, front left
8/67	Right-hand inflatable curtain igniter	10/70	Left low beam
8/71	Throttle solenoid	10/71	Front left side marker light
8/72	Shift solenoid 3	10/72	Front ashtray lighting
8/73	Shift solenoid 4	10/73	Front right side marker light
8/74	Shift solenoid 5	10/114	Left-hand vanity mirror lighting
8/75	Valve, fuel cut-off DFCO	10/115	Right-hand vanity mirror lighting
8/76	Gas tank valve	10/122	Left-hand rear courtesy lighting
8/78	Oil pressure sensor	10/123	Right-hand rear courtesy lighting
8/79	Valve LPG	10/125	Left-hand front courtesy lighting
8/81	Solenoid, variable valve timing outlet	10/126	Right-hand front courtesy lighting
8/82	Solenoid, variable turbo geometry	10/127	Lighting, cargo compartment, left-hand side
8/84	Switch, vacuum pump	10/128	Lighting, cargo compartment, right-hand side
8/85	Thermostatic switch, fuel filter	10/129	Front left parking light
8/88	Solenoid, gas tan CNG rear	10/130	Front right parking light
8/89	Solenoid, fuel tank CNG front left	10/142	Front left door control module lighting
8/90	Solenoid, fuel tank CNG front right	10/143	Front right door control module lighting
8/111	Solenoid valve, high-pressure diesel		

10/148	Left-hand rearview mirror lighting	16/59	Antenna, remote control
10/149	Right-hand rearview mirror lighting	16/60	Phone Module (PHM)
10/150	Rear reading light	16/62	Hand unit, mobile phone
10/151	Left-hand rear door switch lighting	16/63	GPS antenna, Telephone
10/152	Right-hand rear door switch lighting	16/64	Antenna, mobile telephone
10/155	Recirculation switch lighting	16/65	Antenna ring/ignition switch lighting
10/156	Lighting, passenger compartment fan potentiometer	16/67	Amplifier antenna, bumper
10/157	Left heater control illumination	16/68	Antenna, bumper
10/158	Lighting, control for climate control	16/71	Window antenna amplifier, right
10/159	Right heater control illumination	16/77	Microphone, mobile telephone
10/160	Lighting, switch for heated rear window, mirrors, front seats	16/78	Speaker, mobile telephone
10/218	Indicator light, remote start	16/93	Control module, cellular telephone handsfree
		16/126	Holder, cellular telephone handsfree
		16/127	Microphone, cellular telephone handsfree
11A/no.	Main fuses in engine compartment fuse box	17/13	Data link connector
11B/no.	Fuses in engine compartment fuse box	17/17	Jump start connection
11C/no.	Fuses in passenger compartment fuse box	17/19	12V outlet, cargo compartment
11D/no.	Fuses in cargo compartment fuse box	17/38	Socket, 7-pin, towing bracket wiring
11E/no.	Main fuses at battery	17/39	Socket, 13-pin, towing bracket wiring
15/30	Connecting rail to 15/31		
15/31	Engine compartment distribution box	18/4	Contact reel
16/1	Audio module (AUM)	20/3-8	Spark plug and ignition coil
16/2	Amplifier	20/16	Capacitor
16/3	Right-hand front door speaker	20/22-26	Glow plug
16/4	Left-hand front door speaker	20/27	Shunt, low beam CEM
16/5	Right-hand rear door speaker	20/28	Shunt, parking light/tail light REM
16/6	Left-hand rear door speaker	20/29	Shunt, fog light REM
16/9	Window antenna	20/31	Shunt, brake light REM
16/10	Horn 1	20/32	Shunt, indicator CEM, left
16/11	Horn 2	20/33	Shunt, parking light/tail light REM
16/15	CD changer	20/34	Shunt, indicator CEM, right
16/16	Window antenna amplifier, left		
16/17	Left-hand speaker, rear shelf	31/no.	Ground connection
16/18	Right-hand speaker, rear shelf		
16/26	Central dashboard speaker	53/no.	Junction point
16/35	Siren Control Module (SCM)		
16/36	TV receiver	54/no.	Connector
16/45	Road Traffic Information (RTI)		
16/46	Multimedia display	A1	Connecting rail to 15/31
16/47	GPS antenna RTI	C1-6	Connecting rails to 15/31
16/55	Left-hand front tweeter		
16/56	Right-hand front tweeter		



TP 3970201 (US English). Printed in Sweden, Gothenburg 01-2003